

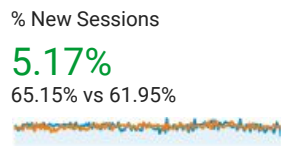
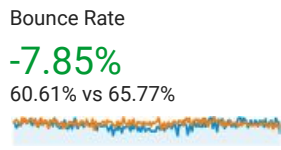
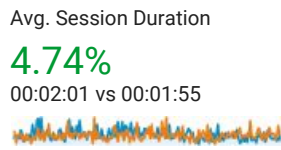
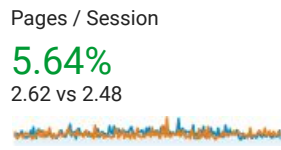
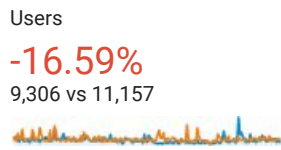
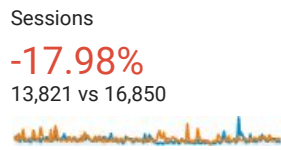
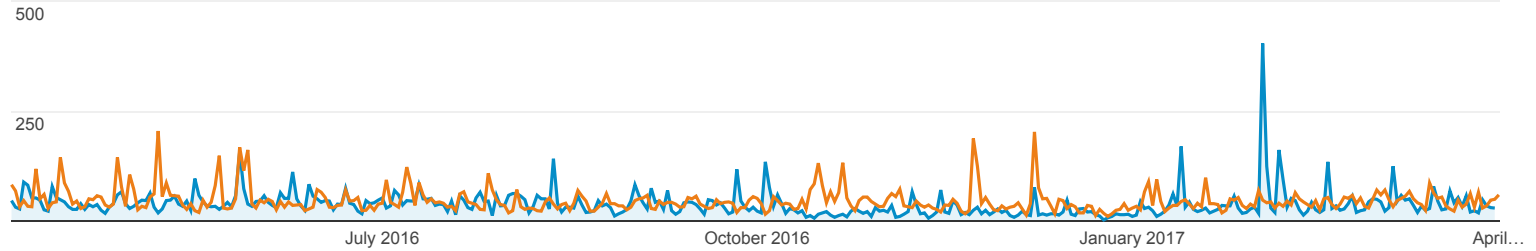
Apr 1, 2016 - Mar 31, 2017  
Compare to: Apr 1, 2015 - Mar 31, 2016

## Audience Overview

All Users  
+0.00% Sessions

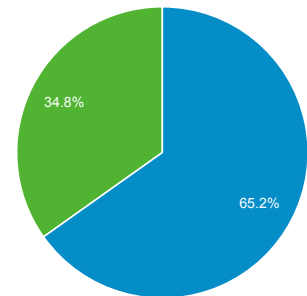
### Overview

Apr 1, 2016 - Mar 31, 2017: Sessions  
Apr 1, 2015 - Mar 31, 2016: Sessions

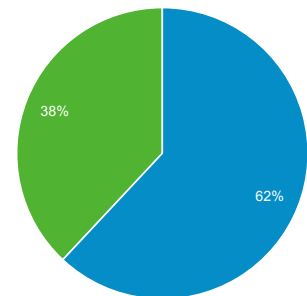


■ New Visitor ■ Returning Visitor

Apr 1, 2016 - Mar 31, 2017



Apr 1, 2015 - Mar 31, 2016



### Language

Sessions % Sessions

Language	Apr 1, 2016 - Mar 31, 2017	Apr 1, 2015 - Mar 31, 2016	% Change
1. en-gb	10,501   75.98%	11,288   66.99%	<b>-6.97%</b> <b>13.42%</b>
2. en-us	3,166   22.91%	5,364   31.83%	<b>-40.98%</b> <b>-28.04%</b>
3. c	32   0.23%	6   0.04%	<b>433.33%</b> <b>550.22%</b>
4. en			

Apr 1, 2016 - Mar 31, 2017	25		0.18%
Apr 1, 2015 - Mar 31, 2016	74		0.44%
<b>% Change</b>	<b>-66.22%</b>		<b>-58.81%</b>
5. <a href="#">it</a>			
Apr 1, 2016 - Mar 31, 2017	11		0.08%
Apr 1, 2015 - Mar 31, 2016	15		0.09%
<b>% Change</b>	<b>-26.67%</b>		<b>-10.59%</b>
6. <a href="#">de-de</a>			
Apr 1, 2016 - Mar 31, 2017	9		0.07%
Apr 1, 2015 - Mar 31, 2016	2		0.01%
<b>% Change</b>	<b>350.00%</b>		<b>448.62%</b>
7. <a href="#">en-au</a>			
Apr 1, 2016 - Mar 31, 2017	8		0.06%
Apr 1, 2015 - Mar 31, 2016	18		0.11%
<b>% Change</b>	<b>-55.56%</b>		<b>-45.82%</b>
8. <a href="#">pl</a>			
Apr 1, 2016 - Mar 31, 2017	8		0.06%
Apr 1, 2015 - Mar 31, 2016	4		0.02%
<b>% Change</b>	<b>100.00%</b>		<b>143.83%</b>
9. <a href="#">es-es</a>			
Apr 1, 2016 - Mar 31, 2017	5		0.04%
Apr 1, 2015 - Mar 31, 2016	2		0.01%
<b>% Change</b>	<b>150.00%</b>		<b>204.79%</b>
10. <a href="#">en-ca</a>			
Apr 1, 2016 - Mar 31, 2017	4		0.03%
Apr 1, 2015 - Mar 31, 2016	3		0.02%
<b>% Change</b>	<b>33.33%</b>		<b>62.55%</b>