

Audience Overview

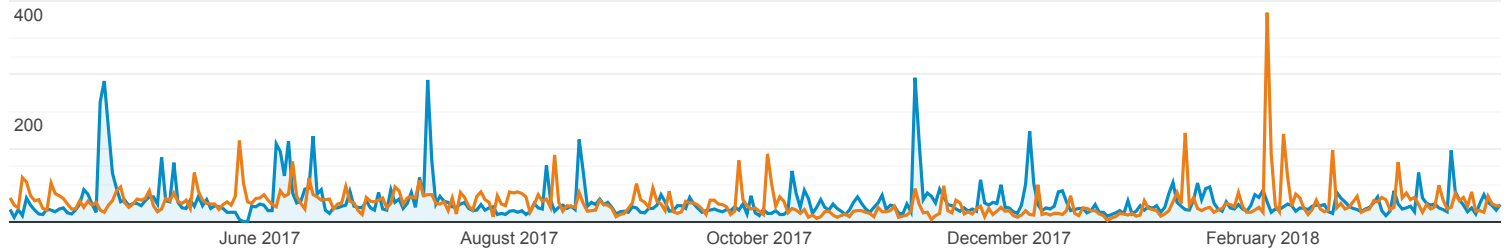
All Users
+0.00% Users

Apr 1, 2017 - Mar 31, 2018
Compare to: Apr 1, 2016 - Mar 31, 2017

Overview

Apr 1, 2017 - Mar 31, 2018: ● Users

Apr 1, 2016 - Mar 31, 2017: ● Users



Users

0.28%
9,332 vs 9,306

New Users

-0.07%
8,998 vs 9,004

Sessions

5.27%
14,550 vs 13,821

Number of Sessions per User

4.98%
1.56 vs 1.49

Pageviews

-10.80%
32,246 vs 36,150

Pages / Session

-15.27%
2.22 vs 2.62

Avg. Session Duration

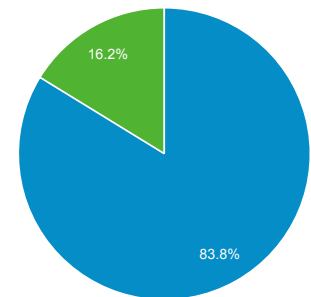
-25.59%
00:01:30 vs 00:02:01

Bounce Rate

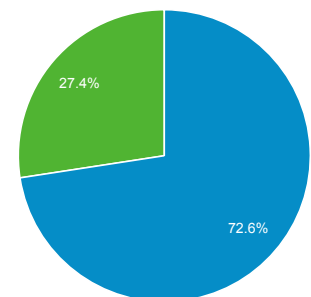
9.97%
66.65% vs 60.61%

■ New Visitor ■ Returning Visitor

Apr 1, 2017 - Mar 31, 2018



Apr 1, 2016 - Mar 31, 2017



Language

	Users	% Users
1. en-gb		
Apr 1, 2017 - Mar 31, 2018	7,313	78.82%
Apr 1, 2016 - Mar 31, 2017	670	77.46%
% Change	991.49%	1.76%
2. en-us		
Apr 1, 2017 - Mar 31, 2018	1,850	19.94%
Apr 1, 2016 - Mar 31, 2017	183	21.16%
% Change	910.93%	-5.75%
3. c		
Apr 1, 2017 - Mar 31, 2018	29	0.31%
Apr 1, 2016 - Mar 31, 2017	3	0.35%
% Change	866.67%	-9.88%
4. zh-cn		
Apr 1, 2017 - Mar 31, 2018	14	0.15%

Apr 1, 2016 - Mar 31, 2017	0		0.00%
% Change	100.00%		100.00%
5. en			
Apr 1, 2017 - Mar 31, 2018	9		0.10%
Apr 1, 2016 - Mar 31, 2017	4		0.46%
% Change	125.00%		-79.02%
6. en-au			
Apr 1, 2017 - Mar 31, 2018	8		0.09%
Apr 1, 2016 - Mar 31, 2017	1		0.12%
% Change	700.00%		-25.41%
7. de			
Apr 1, 2017 - Mar 31, 2018	7		0.08%
Apr 1, 2016 - Mar 31, 2017	1		0.12%
% Change	600.00%		-34.74%
8. en-ca			
Apr 1, 2017 - Mar 31, 2018	5		0.05%
Apr 1, 2016 - Mar 31, 2017	0		0.00%
% Change	100.00%		100.00%
9. fr			
Apr 1, 2017 - Mar 31, 2018	5		0.05%
Apr 1, 2016 - Mar 31, 2017	0		0.00%
% Change	100.00%		100.00%
10. pl			
Apr 1, 2017 - Mar 31, 2018	4		0.04%
Apr 1, 2016 - Mar 31, 2017	0		0.00%
% Change	100.00%		100.00%