

Audience Overview

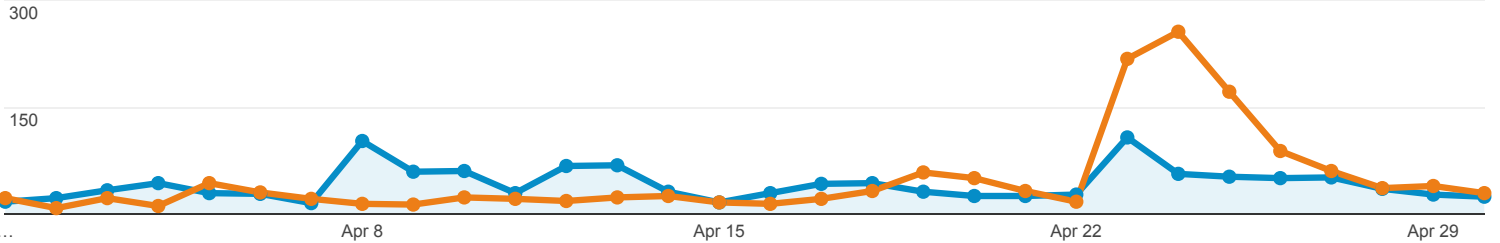
All Users
+0.00% Users

Apr 1, 2018 - Apr 30, 2018
Compare to: Apr 1, 2017 - Apr 30, 2017

Overview

Apr 1, 2018 - Apr 30, 2018: ● Users

Apr 1, 2017 - Apr 30, 2017: ● Users



Users

-21.89%

999 vs 1,279

New Users

-26.90%

810 vs 1,108

Sessions

-8.25%

1,391 vs 1,516

Number of Sessions per User

17.47%

1.39 vs 1.19

Pageviews

14.07%

3,008 vs 2,637

Pages / Session

24.32%

2.16 vs 1.74

Avg. Session Duration

53.31%

00:01:29 vs 00:00:58

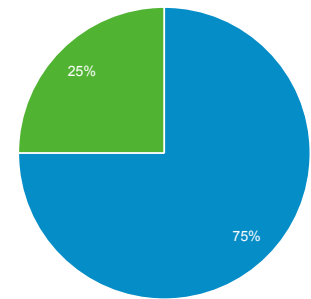
Bounce Rate

-17.47%

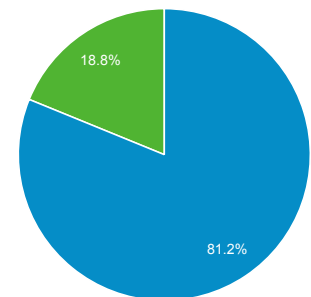
65.71% vs 79.62%

■ New Visitor ■ Returning Visitor

Apr 1, 2018 - Apr 30, 2018



Apr 1, 2017 - Apr 30, 2017



Language

Users % Users

Language	Users	% Users
1. en-gb		
Apr 1, 2018 - Apr 30, 2018	856	85.69%
Apr 1, 2017 - Apr 30, 2017	1,096	85.69%
% Change	-21.90%	-0.01%
2. en-us		
Apr 1, 2018 - Apr 30, 2018	134	13.41%
Apr 1, 2017 - Apr 30, 2017	172	13.45%
% Change	-22.09%	-0.26%
3. c		
Apr 1, 2018 - Apr 30, 2018	3	0.30%
Apr 1, 2017 - Apr 30, 2017	2	0.16%
% Change	50.00%	92.04%
4. en-ie		
Apr 1, 2018 - Apr 30, 2018	2	0.20%

Apr 1, 2018 - Apr 30, 2018	2	0.20%
Apr 1, 2017 - Apr 30, 2017	0	0.00%
% Change	100.00%	100.00%
5. de-de		
Apr 1, 2018 - Apr 30, 2018	1	0.10%
Apr 1, 2017 - Apr 30, 2017	1	0.08%
% Change	0.00%	28.03%
6. en-au		
Apr 1, 2018 - Apr 30, 2018	1	0.10%
Apr 1, 2017 - Apr 30, 2017	2	0.16%
% Change	-50.00%	-35.99%
7. nl-nl		
Apr 1, 2018 - Apr 30, 2018	1	0.10%
Apr 1, 2017 - Apr 30, 2017	0	0.00%
% Change	100.00%	100.00%
8. zh-cn		
Apr 1, 2018 - Apr 30, 2018	1	0.10%
Apr 1, 2017 - Apr 30, 2017	0	0.00%
% Change	100.00%	100.00%
9. de		
Apr 1, 2018 - Apr 30, 2018	0	0.00%
Apr 1, 2017 - Apr 30, 2017	2	0.16%
% Change	-100.00%	-100.00%
10. en		
Apr 1, 2018 - Apr 30, 2018	0	0.00%
Apr 1, 2017 - Apr 30, 2017	3	0.23%
% Change	-100.00%	-100.00%