

Audience Overview

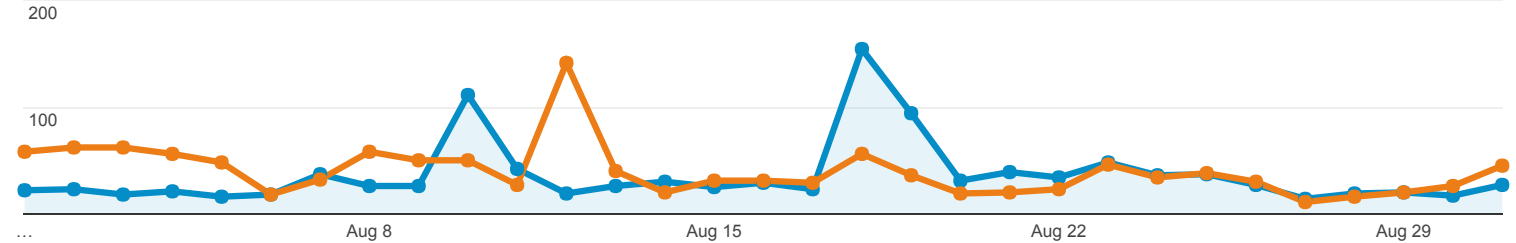
All Users
+0.00% Sessions

Aug 1, 2017 - Aug 31, 2017
Compare to: Aug 1, 2016 - Aug 31, 2016

Overview

Aug 1, 2017 - Aug 31, 2017: Sessions

Aug 1, 2016 - Aug 31, 2016: Sessions



Sessions

-10.06%
1,109 vs 1,233



Users

0.11%
882 vs 881



Pageviews

-41.66%
2,144 vs 3,675



Pages / Session

-35.14%
1.93 vs 2.98



Avg. Session Duration

-39.49%
00:01:20 vs 00:02:12



Bounce Rate

44.46%
70.06% vs 48.50%



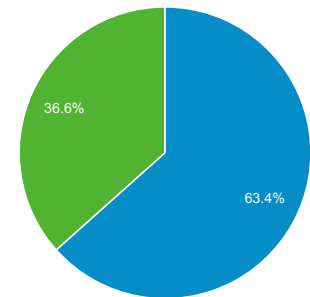
% New Sessions

-4.22%
63.39% vs 66.18%

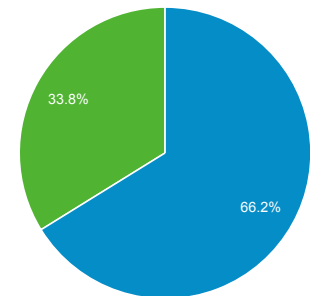


■ New Visitor ■ Returning Visitor

Aug 1, 2017 - Aug 31, 2017



Aug 1, 2016 - Aug 31, 2016



Language

Sessions % Sessions

Language	Sessions	% Sessions
1. en-gb		
Aug 1, 2017 - Aug 31, 2017	945	85.21%
Aug 1, 2016 - Aug 31, 2016	894	72.51%
% Change	5.70%	17.52%
2. en-us		
Aug 1, 2017 - Aug 31, 2017	156	14.07%
Aug 1, 2016 - Aug 31, 2016	332	26.93%
% Change	-53.01%	-47.76%
3. c		
Aug 1, 2017 - Aug 31, 2017	1	0.09%
Aug 1, 2016 - Aug 31, 2016	0	0.00%
% Change	100.00%	100.00%
4. de		
Aug 1, 2017 - Aug 31, 2017		

Aug 1, 2016 - Aug 31, 2016	1	0.09%
% Change	100.00%	100.00%
5. en		
Aug 1, 2017 - Aug 31, 2017	1	0.09%
Aug 1, 2016 - Aug 31, 2016	2	0.16%
% Change	-50.00%	-44.41%
6. fr		
Aug 1, 2017 - Aug 31, 2017	1	0.09%
Aug 1, 2016 - Aug 31, 2016	0	0.00%
% Change	100.00%	100.00%
7. it-it		
Aug 1, 2017 - Aug 31, 2017	1	0.09%
Aug 1, 2016 - Aug 31, 2016	0	0.00%
% Change	100.00%	100.00%
8. ja-jp		
Aug 1, 2017 - Aug 31, 2017	1	0.09%
Aug 1, 2016 - Aug 31, 2016	1	0.08%
% Change	0.00%	11.18%
9. pl		
Aug 1, 2017 - Aug 31, 2017	1	0.09%
Aug 1, 2016 - Aug 31, 2016	0	0.00%
% Change	100.00%	100.00%
10. zh-cn		
Aug 1, 2017 - Aug 31, 2017	1	0.09%
Aug 1, 2016 - Aug 31, 2016	1	0.08%
% Change	0.00%	11.18%