

Audience Overview

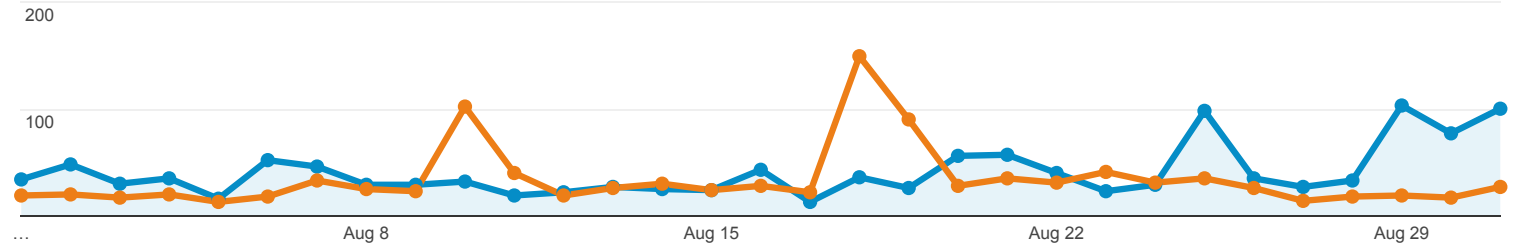
All Users
+0.00% Users

Aug 1, 2018 - Aug 31, 2018
Compare to: Aug 1, 2017 - Aug 31, 2017

Overview

Aug 1, 2018 - Aug 31, 2018: ● Users

Aug 1, 2017 - Aug 31, 2017: ● Users



Users

22.34%

1,079 vs 882



New Users

28.31%

902 vs 703



Sessions

23.90%

1,374 vs 1,109



Number of Sessions per User

1.28%

1.27 vs 1.26



Pageviews

8.77%

2,332 vs 2,144



Pages / Session

-12.21%

1.70 vs 1.93



Avg. Session Duration

1.11%

00:01:20 vs 00:01:20



Bounce Rate

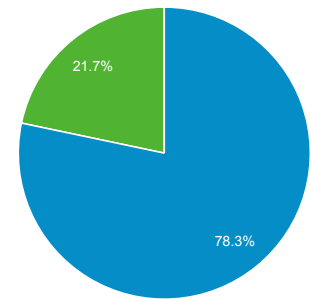
2.42%

71.76% vs 70.06%

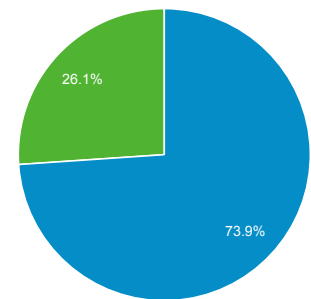


■ New Visitor ■ Returning Visitor

Aug 1, 2018 - Aug 31, 2018



Aug 1, 2017 - Aug 31, 2017



Language

Users % Users

Language	Users	% Users
1. en-gb		
Aug 1, 2018 - Aug 31, 2018	791	73.31%
Aug 1, 2017 - Aug 31, 2017	741	84.01%
% Change	6.75%	-12.74%
2. en-us		
Aug 1, 2018 - Aug 31, 2018	157	14.55%
Aug 1, 2017 - Aug 31, 2017	133	15.08%
% Change	18.05%	-3.51%
3. fr		
Aug 1, 2018 - Aug 31, 2018	120	11.12%
Aug 1, 2017 - Aug 31, 2017	1	0.11%
% Change	11,900.00%	9,709.08%
4. c		
Aug 1, 2018 - Aug 31, 2018	3	0.28%

Aug 1, 2018 - Aug 31, 2018	3	0.20%
Aug 1, 2017 - Aug 31, 2017	1	0.11%
% Change	200.00%	145.23%
5. en		
Aug 1, 2018 - Aug 31, 2018	2	0.19%
Aug 1, 2017 - Aug 31, 2017	1	0.11%
% Change	100.00%	63.48%
6. de-de		
Aug 1, 2018 - Aug 31, 2018	1	0.09%
Aug 1, 2017 - Aug 31, 2017	0	0.00%
% Change	100.00%	100.00%
7. en-au		
Aug 1, 2018 - Aug 31, 2018	1	0.09%
Aug 1, 2017 - Aug 31, 2017	0	0.00%
% Change	100.00%	100.00%
8. kk-kz		
Aug 1, 2018 - Aug 31, 2018	1	0.09%
Aug 1, 2017 - Aug 31, 2017	0	0.00%
% Change	100.00%	100.00%
9. pt-br		
Aug 1, 2018 - Aug 31, 2018	1	0.09%
Aug 1, 2017 - Aug 31, 2017	0	0.00%
% Change	100.00%	100.00%
10. pt-pt		
Aug 1, 2018 - Aug 31, 2018	1	0.09%
Aug 1, 2017 - Aug 31, 2017	0	0.00%
% Change	100.00%	100.00%