

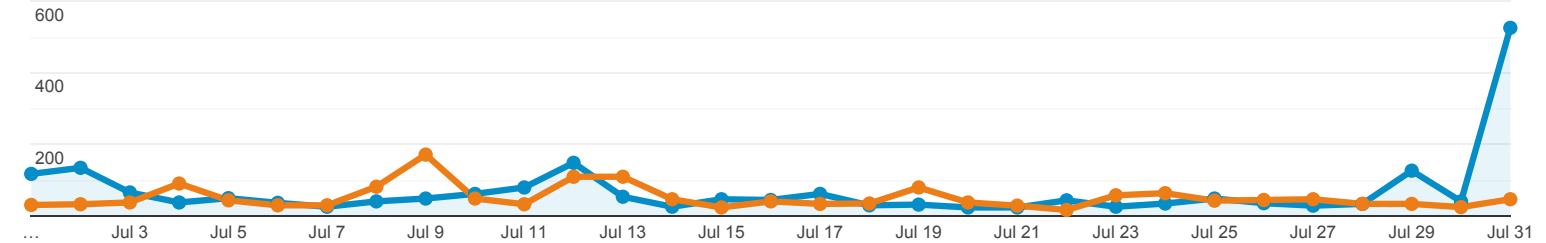
Audience Overview

○ ○ All Users
+0.00% Users

Jul 1, 2019 - Jul 31, 2019
Compare to: Jul 1, 2018 - Jul 31, 2018

Overview

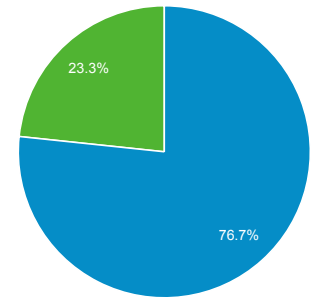
Jul 1, 2019 - Jul 31, 2019: ● Users
 Jul 1, 2018 - Jul 31, 2018: ● Users



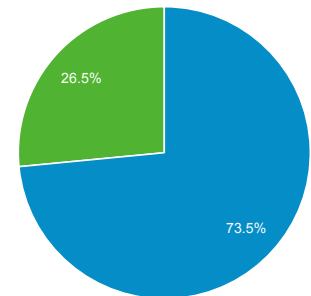
Users 43.35% 1,789 vs 1,248	New Users 45.60% 1,456 vs 1,000	Sessions 33.04% 2,263 vs 1,701
Number of Sessions per User -7.19% 1.26 vs 1.36	Pageviews 24.87% 3,977 vs 3,185	Pages / Session -6.14% 1.76 vs 1.87
Avg. Session Duration -9.22% 00:01:13 vs 00:01:20	Bounce Rate 5.46% 75.08% vs 71.19%	

■ New Visitor ■ Returning Visitor

Jul 1, 2019 - Jul 31, 2019



Jul 1, 2018 - Jul 31, 2018



Language	Users	% Users
1. en-gb		
Jul 1, 2019 - Jul 31, 2019	1,544	86.31%
Jul 1, 2018 - Jul 31, 2018	1,062	85.03%
% Change	45.39%	1.50%
2. en-us		
Jul 1, 2019 - Jul 31, 2019	218	12.19%
Jul 1, 2018 - Jul 31, 2018	150	12.01%
% Change	45.33%	1.47%
3. c		
Jul 1, 2019 - Jul 31, 2019	7	0.39%
Jul 1, 2018 - Jul 31, 2018	7	0.56%
% Change	0.00%	-30.18%
4. en		
Jul 1, 2019 - Jul 31, 2019	4	0.22%

Jul 1, 2018 - Jul 31, 2018	2		0.16%
% Change	100.00%		39.63%
5. fr-fr			
Jul 1, 2019 - Jul 31, 2019	4		0.22%
Jul 1, 2018 - Jul 31, 2018	0		0.00%
% Change	100.00%		100.00%
6. de			
Jul 1, 2019 - Jul 31, 2019	2		0.11%
Jul 1, 2018 - Jul 31, 2018	1		0.08%
% Change	100.00%		39.63%
7. en-au			
Jul 1, 2019 - Jul 31, 2019	2		0.11%
Jul 1, 2018 - Jul 31, 2018	2		0.16%
% Change	0.00%		-30.18%
8. ru			
Jul 1, 2019 - Jul 31, 2019	2		0.11%
Jul 1, 2018 - Jul 31, 2018	0		0.00%
% Change	100.00%		100.00%
9. (not set)			
Jul 1, 2019 - Jul 31, 2019	1		0.06%
Jul 1, 2018 - Jul 31, 2018	0		0.00%
% Change	100.00%		100.00%
10. ar			
Jul 1, 2019 - Jul 31, 2019	1		0.06%
Jul 1, 2018 - Jul 31, 2018	0		0.00%
% Change	100.00%		100.00%