

Audience Overview

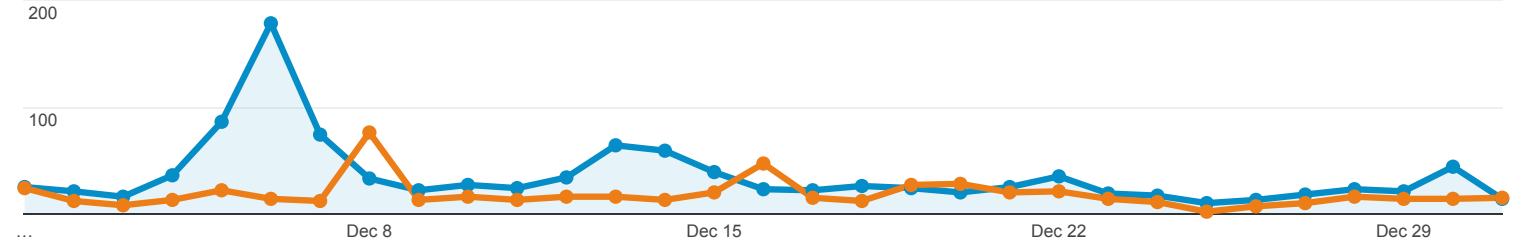
All Users
+0.00% Sessions

Dec 1, 2017 - Dec 31, 2017
Compare to: Dec 1, 2016 - Dec 31, 2016

Overview

Dec 1, 2017 - Dec 31, 2017: Sessions

Dec 1, 2016 - Dec 31, 2016: Sessions



Sessions

94.65%
1,092 vs 561



Users

71.55%
784 vs 457



Pageviews

44.71%
2,282 vs 1,577



Pages / Session

-25.66%
2.09 vs 2.81



Avg. Session Duration

26.38%
00:01:39 vs 00:01:19



Bounce Rate

12.21%
68.41% vs 60.96%



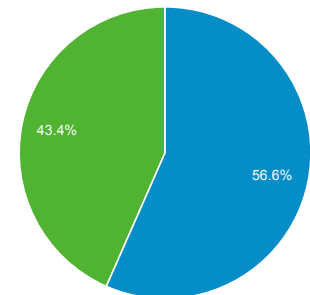
% New Sessions

-19.42%
56.59% vs 70.23%

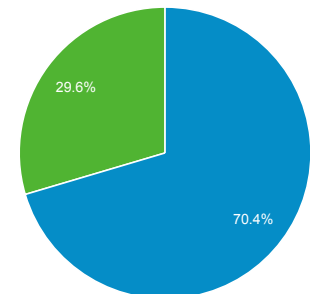


New Visitor Returning Visitor

Dec 1, 2017 - Dec 31, 2017



Dec 1, 2016 - Dec 31, 2016



Language

Sessions % Sessions

Language	Dec 1, 2017 - Dec 31, 2017	Sessions	% Sessions
1. en-gb	Dec 1, 2017 - Dec 31, 2017	893	81.78%
	Dec 1, 2016 - Dec 31, 2016	429	76.47%
	% Change	108.16%	6.94%
2. en-us	Dec 1, 2017 - Dec 31, 2017	193	17.67%
	Dec 1, 2016 - Dec 31, 2016	117	20.86%
	% Change	64.96%	-15.26%
3. zh-cn	Dec 1, 2017 - Dec 31, 2017	3	0.27%
	Dec 1, 2016 - Dec 31, 2016	1	0.18%
	% Change	200.00%	54.12%
4. en-au	Dec 1, 2017 - Dec 31, 2017		

Dec 1, 2016 - Dec 31, 2016	1	0.09%
% Change	0.00%	-48.63%
5. fa		
Dec 1, 2017 - Dec 31, 2017	1	0.09%
Dec 1, 2016 - Dec 31, 2016	0	0.00%
% Change	100.00%	100.00%
6. nl		
Dec 1, 2017 - Dec 31, 2017	1	0.09%
Dec 1, 2016 - Dec 31, 2016	0	0.00%
% Change	100.00%	100.00%
7. c		
Dec 1, 2017 - Dec 31, 2017	0	0.00%
Dec 1, 2016 - Dec 31, 2016	7	1.25%
% Change	-100.00%	-100.00%
8. en		
Dec 1, 2017 - Dec 31, 2017	0	0.00%
Dec 1, 2016 - Dec 31, 2016	1	0.18%
% Change	-100.00%	-100.00%
9. es		
Dec 1, 2017 - Dec 31, 2017	0	0.00%
Dec 1, 2016 - Dec 31, 2016	1	0.18%
% Change	-100.00%	-100.00%
10. fr-fr		
Dec 1, 2017 - Dec 31, 2017	0	0.00%
Dec 1, 2016 - Dec 31, 2016	1	0.18%
% Change	-100.00%	-100.00%