



Audience Overview

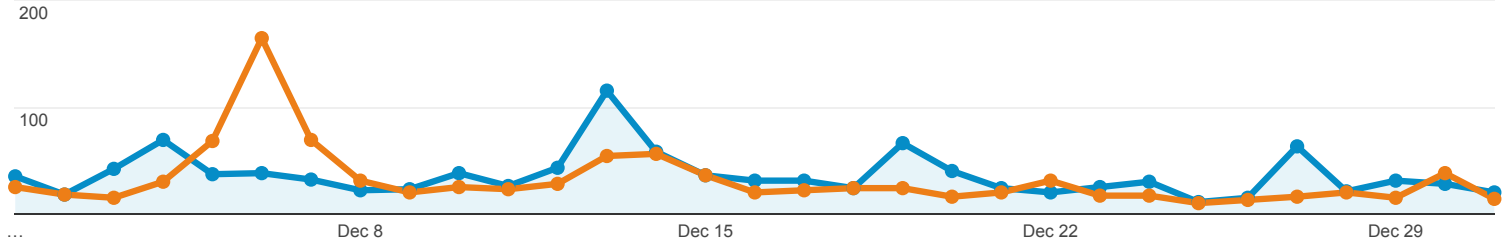
All Users
+0.00% Users

Dec 1, 2018 - Dec 31, 2018
Compare to: Dec 1, 2017 - Dec 31, 2017

Overview

Dec 1, 2018 - Dec 31, 2018: ● Users

Dec 1, 2017 - Dec 31, 2017: ● Users



Users

23.21%
966 vs 784



New Users

23.46%
763 vs 618



Sessions

10.62%
1,208 vs 1,092



Number of Sessions per User

-10.22%
1.25 vs 1.39




Pageviews

-4.47%
2,180 vs 2,282



Pages / Session

-13.64%
1.80 vs 2.09



Avg. Session Duration

-29.25%
00:01:10 vs 00:01:39



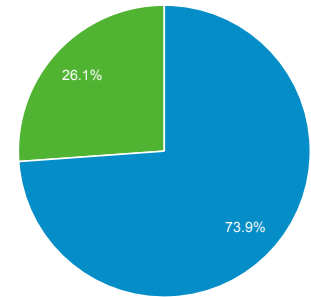
Bounce Rate

9.76%
75.08% vs 68.41%

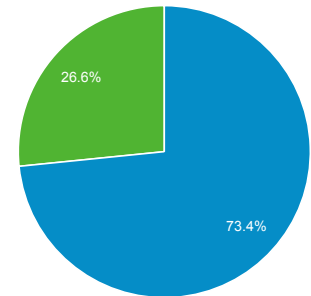


■ New Visitor ■ Returning Visitor

Dec 1, 2018 - Dec 31, 2018



Dec 1, 2017 - Dec 31, 2017



Language

Users % Users

Language	Users	% Users
1. en-gb		
Dec 1, 2018 - Dec 31, 2018	763	78.99%
Dec 1, 2017 - Dec 31, 2017	654	83.42%
% Change	16.67%	-5.31%
2. en-us		
Dec 1, 2018 - Dec 31, 2018	140	14.49%
Dec 1, 2017 - Dec 31, 2017	124	15.82%
% Change	12.90%	-8.37%
3. pt-br		
Dec 1, 2018 - Dec 31, 2018	17	1.76%
Dec 1, 2017 - Dec 31, 2017	0	0.00%
% Change	100.00%	100.00%
4. c		
Dec 1, 2018 - Dec 31, 2018	14	1.45%

Dec 1, 2018 - Dec 31, 2018	14	1.45%
Dec 1, 2017 - Dec 31, 2017	0	0.00%
% Change	100.00%	100.00%
5. en		
Dec 1, 2018 - Dec 31, 2018	4	0.41%
Dec 1, 2017 - Dec 31, 2017	0	0.00%
% Change	100.00%	100.00%
6. en-in		
Dec 1, 2018 - Dec 31, 2018	4	0.41%
Dec 1, 2017 - Dec 31, 2017	0	0.00%
% Change	100.00%	100.00%
7. it-it		
Dec 1, 2018 - Dec 31, 2018	4	0.41%
Dec 1, 2017 - Dec 31, 2017	0	0.00%
% Change	100.00%	100.00%
8. fr-fr		
Dec 1, 2018 - Dec 31, 2018	3	0.31%
Dec 1, 2017 - Dec 31, 2017	0	0.00%
% Change	100.00%	100.00%
9. ja-jp		
Dec 1, 2018 - Dec 31, 2018	2	0.21%
Dec 1, 2017 - Dec 31, 2017	0	0.00%
% Change	100.00%	100.00%
10. (not set)		
Dec 1, 2018 - Dec 31, 2018	1	0.10%
Dec 1, 2017 - Dec 31, 2017	0	0.00%
% Change	100.00%	100.00%