

Audience Overview

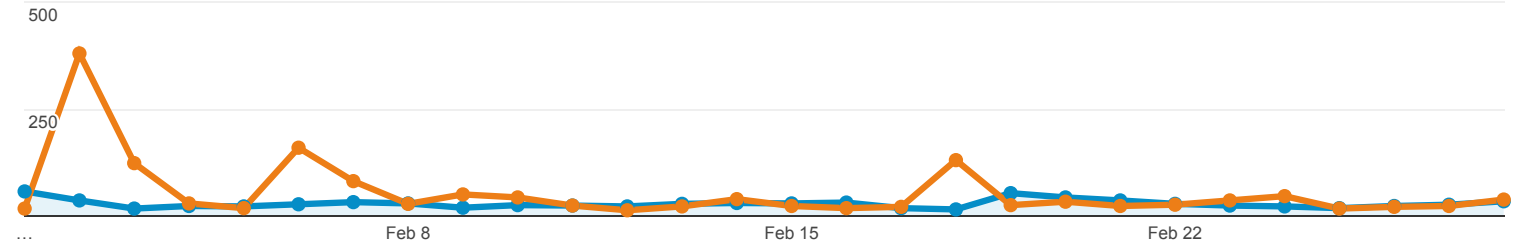
All Users
+0.00% Users

Feb 1, 2018 - Feb 28, 2018
Compare to: Feb 1, 2017 - Feb 28, 2017

Overview

Feb 1, 2018 - Feb 28, 2018: ● Users

Feb 1, 2017 - Feb 28, 2017: ● Users



Users

-47.58%

640 vs 1,221



New Users

-49.37%

520 vs 1,027



Sessions

-44.68%


884 vs 1,598



Number of Sessions per User

5.54%

1.38 vs 1.31



Pageviews

-23.97%

2,147 vs 2,824



Pages / Session

37.43%

2.43 vs 1.77



Avg. Session Duration

84.25%

00:01:46 vs 00:00:58



Bounce Rate

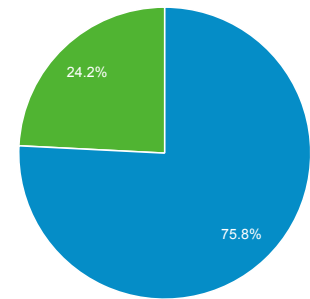
-19.20%

59.62% vs 73.78%

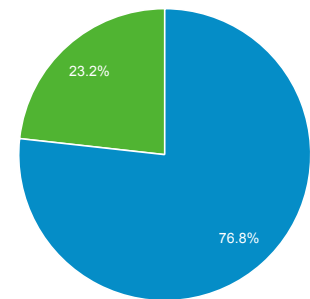


■ New Visitor ■ Returning Visitor

Feb 1, 2018 - Feb 28, 2018



Feb 1, 2017 - Feb 28, 2017



Language

Language	Users	% Users
1. en-gb		
Feb 1, 2018 - Feb 28, 2018	525	82.03%
Feb 1, 2017 - Feb 28, 2017	1,026	84.03%
% Change	-48.83%	-2.38%
2. en-us		
Feb 1, 2018 - Feb 28, 2018	108	16.88%
Feb 1, 2017 - Feb 28, 2017	187	15.32%
% Change	-42.25%	10.18%
3. c		
Feb 1, 2018 - Feb 28, 2018	3	0.47%
Feb 1, 2017 - Feb 28, 2017	3	0.25%
% Change	0.00%	90.78%
4. de-de		
Feb 1, 2018 - Feb 28, 2018		

Feb 1, 2018 - Feb 28, 2018	1	0.16%
Feb 1, 2017 - Feb 28, 2017	0	0.00%
% Change	100.00%	100.00%
5. es-419		
Feb 1, 2018 - Feb 28, 2018	1	0.16%
Feb 1, 2017 - Feb 28, 2017	0	0.00%
% Change	100.00%	100.00%
6. nl		
Feb 1, 2018 - Feb 28, 2018	1	0.16%
Feb 1, 2017 - Feb 28, 2017	0	0.00%
% Change	100.00%	100.00%
7. ru-ru		
Feb 1, 2018 - Feb 28, 2018	1	0.16%
Feb 1, 2017 - Feb 28, 2017	0	0.00%
% Change	100.00%	100.00%
8. en-au		
Feb 1, 2018 - Feb 28, 2018	0	0.00%
Feb 1, 2017 - Feb 28, 2017	1	0.08%
% Change	-100.00%	-100.00%
9. fr		
Feb 1, 2018 - Feb 28, 2018	0	0.00%
Feb 1, 2017 - Feb 28, 2017	2	0.16%
% Change	-100.00%	-100.00%
10. ms-my		
Feb 1, 2018 - Feb 28, 2018	0	0.00%
Feb 1, 2017 - Feb 28, 2017	1	0.08%
% Change	-100.00%	-100.00%