

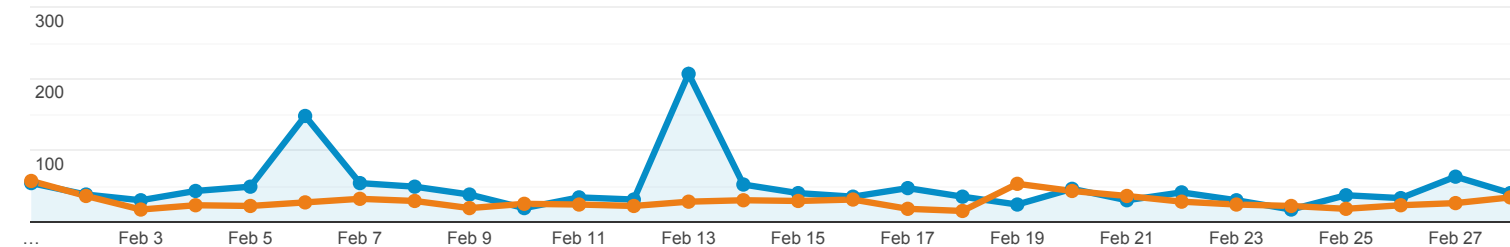
Audience Overview

All Users
+0.00% Users

Feb 1, 2019 - Feb 28, 2019
Compare to: Feb 1, 2018 - Feb 28, 2018

Overview

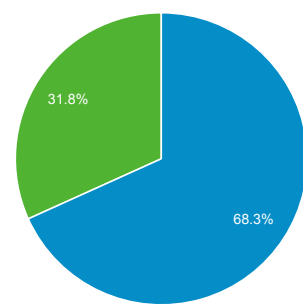
Feb 1, 2019 - Feb 28, 2019: ● Users
Feb 1, 2018 - Feb 28, 2018: ● Users



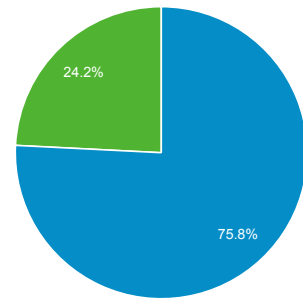
Users 76.88% 1,132 vs 640	New Users 57.50% 819 vs 520	Sessions 72.40% 1,524 vs 884
Number of Sessions per User -2.53% 1.35 vs 1.38	Pageviews 47.74% 3,172 vs 2,147	Pages / Session -14.30% 2.08 vs 2.43
Avg. Session Duration -1.79% 00:01:44 vs 00:01:46	Bounce Rate 19.75% 71.39% vs 59.62%	

■ New Visitor ■ Returning Visitor

Feb 1, 2019 - Feb 28, 2019



Feb 1, 2018 - Feb 28, 2018



Language	Users	% Users
1. en-gb		
Feb 1, 2019 - Feb 28, 2019	972	85.87%
Feb 1, 2018 - Feb 28, 2018	525	82.03%
% Change	85.14%	4.67%
2. en-us		
Feb 1, 2019 - Feb 28, 2019	138	12.19%
Feb 1, 2018 - Feb 28, 2018	108	16.88%
% Change	27.78%	-27.76%
3. c		
Feb 1, 2019 - Feb 28, 2019	11	0.97%
Feb 1, 2018 - Feb 28, 2018	3	0.47%
% Change	266.67%	107.30%
4. ja-jp		
Feb 1, 2019 - Feb 28, 2019	2	0.18%

Feb 1, 2018 - Feb 28, 2018	0		0.00%
% Change	100.00%		100.00%
5. bg			
Feb 1, 2019 - Feb 28, 2019	1		0.09%
Feb 1, 2018 - Feb 28, 2018	0		0.00%
% Change	100.00%		100.00%
6. en			
Feb 1, 2019 - Feb 28, 2019	1		0.09%
Feb 1, 2018 - Feb 28, 2018	0		0.00%
% Change	100.00%		100.00%
7. en-au			
Feb 1, 2019 - Feb 28, 2019	1		0.09%
Feb 1, 2018 - Feb 28, 2018	0		0.00%
% Change	100.00%		100.00%
8. en-ca			
Feb 1, 2019 - Feb 28, 2019	1		0.09%
Feb 1, 2018 - Feb 28, 2018	0		0.00%
% Change	100.00%		100.00%
9. en-ie			
Feb 1, 2019 - Feb 28, 2019	1		0.09%
Feb 1, 2018 - Feb 28, 2018	0		0.00%
% Change	100.00%		100.00%
10. fr			
Feb 1, 2019 - Feb 28, 2019	1		0.09%
Feb 1, 2018 - Feb 28, 2018	0		0.00%
% Change	100.00%		100.00%