

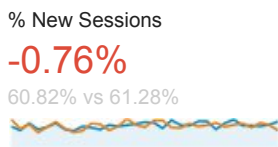
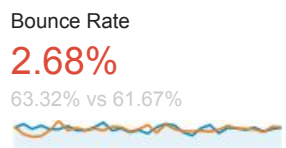
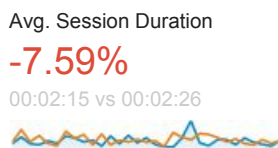
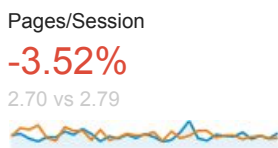
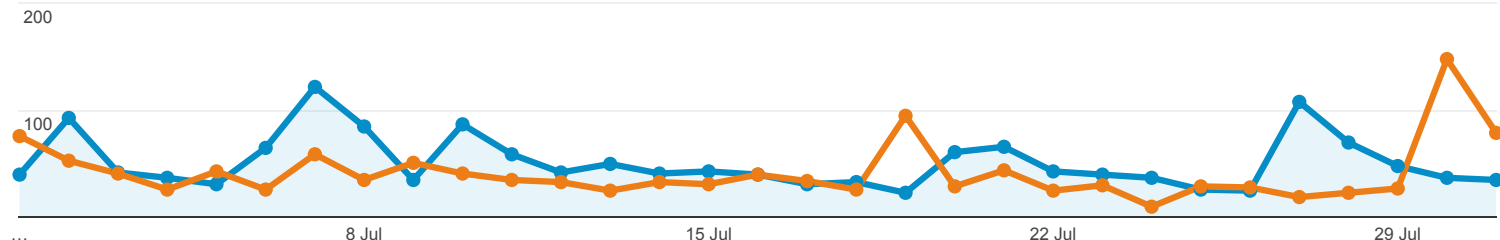
1 Jul 2015 - 31 Jul 2015  
Compare to: 1 Jul 2014 - 31 Jul 2014

# Audience Overview



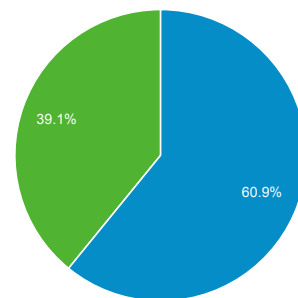
## Overview

01-Jul-2015 - 31-Jul-2015: Sessions  
01-Jul-2014 - 31-Jul-2014: Sessions

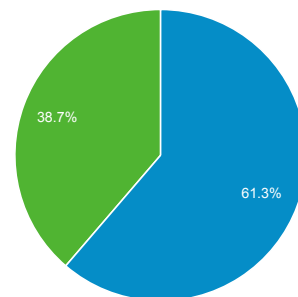


■ New Visitor ■ Returning Visitor

01-Jul-2015 - 31-Jul-2015



01-Jul-2014 - 31-Jul-2014



## Language

Language	Sessions	% Sessions
<b>1. en-gb</b>		
01-Jul-2015 - 31-Jul-2015	983	61.63%
01-Jul-2014 - 31-Jul-2014	706	54.56%
<b>% Change</b>	<b>39.24%</b>	<b>12.96%</b>
<b>2. en-us</b>		
01-Jul-2015 - 31-Jul-2015	592	37.12%
01-Jul-2014 - 31-Jul-2014	570	44.05%
<b>% Change</b>	<b>3.86%</b>	<b>-15.74%</b>
<b>3. en</b>		
01-Jul-2015 - 31-Jul-2015	13	0.82%
01-Jul-2014 - 31-Jul-2014	9	0.70%
<b>% Change</b>	<b>44.44%</b>	<b>17.19%</b>

4. ru-ru	01-Jul-2015 - 31-Jul-2015	2	0.13%
	01-Jul-2014 - 31-Jul-2014	0	0.00%
	<b>% Change</b>	<b>100.00%</b>	<b>100.00%</b>
5. de-de	01-Jul-2015 - 31-Jul-2015	1	0.06%
	01-Jul-2014 - 31-Jul-2014	0	0.00%
	<b>% Change</b>	<b>100.00%</b>	<b>100.00%</b>
6. en-au	01-Jul-2015 - 31-Jul-2015	1	0.06%
	01-Jul-2014 - 31-Jul-2014	0	0.00%
	<b>% Change</b>	<b>100.00%</b>	<b>100.00%</b>
7. nl	01-Jul-2015 - 31-Jul-2015	1	0.06%
	01-Jul-2014 - 31-Jul-2014	0	0.00%
	<b>% Change</b>	<b>100.00%</b>	<b>100.00%</b>
8. pl	01-Jul-2015 - 31-Jul-2015	1	0.06%
	01-Jul-2014 - 31-Jul-2014	0	0.00%
	<b>% Change</b>	<b>100.00%</b>	<b>100.00%</b>
9. th	01-Jul-2015 - 31-Jul-2015	1	0.06%
	01-Jul-2014 - 31-Jul-2014	0	0.00%
	<b>% Change</b>	<b>100.00%</b>	<b>100.00%</b>
10. de	01-Jul-2015 - 31-Jul-2015	0	0.00%
	01-Jul-2014 - 31-Jul-2014	1	0.08%
	<b>% Change</b>	<b>-100.00%</b>	<b>-100.00%</b>