

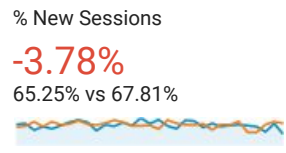
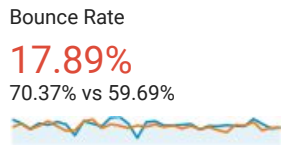
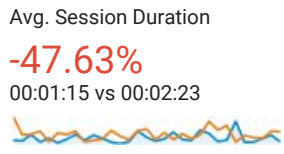
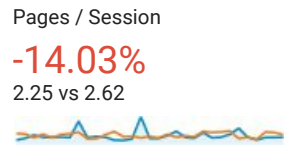
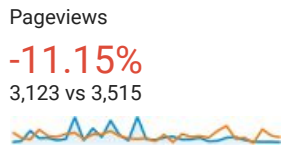
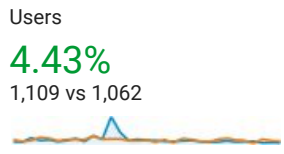
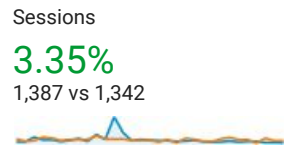
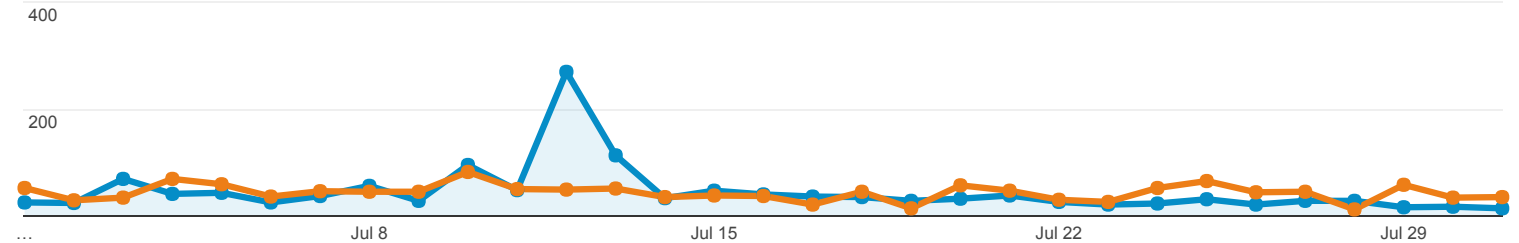
## Audience Overview

All Users  
 +0.00% Sessions

Jul 1, 2017 - Jul 31, 2017  
 Compare to: Jul 1, 2016 - Jul 31, 2016

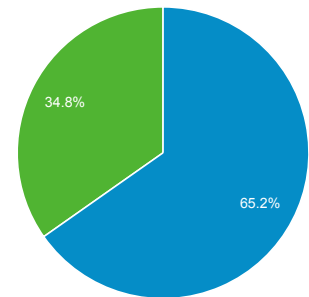
### Overview

Jul 1, 2017 - Jul 31, 2017: ● Sessions  
 Jul 1, 2016 - Jul 31, 2016: ● Sessions

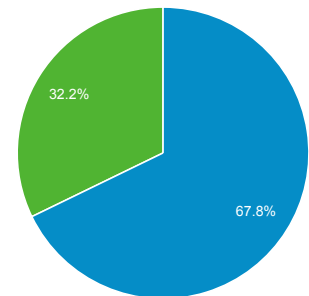


■ New Visitor ■ Returning Visitor

Jul 1, 2017 - Jul 31, 2017



Jul 1, 2016 - Jul 31, 2016



### Language

	Sessions	% Sessions
<b>1. en-gb</b>		
Jul 1, 2017 - Jul 31, 2017	1,055	76.06%
Jul 1, 2016 - Jul 31, 2016	1,014	75.56%
<b>% Change</b>	<b>4.04%</b>	<b>0.67%</b>
<b>2. en-us</b>		
Jul 1, 2017 - Jul 31, 2017	321	23.14%
Jul 1, 2016 - Jul 31, 2016	316	23.55%
<b>% Change</b>	<b>1.58%</b>	<b>-1.71%</b>
<b>3. c</b>		
Jul 1, 2017 - Jul 31, 2017	3	0.22%
Jul 1, 2016 - Jul 31, 2016	0	0.00%
<b>% Change</b>	<b>100.00%</b>	<b>100.00%</b>
<b>4. en</b>		
Jul 1, 2017 - Jul 31, 2017		

Jul 1, 2016 - Jul 31, 2016	2	0.14%
<b>% Change</b>	<b>-50.00%</b>	<b>-51.62%</b>
5. <a href="#">en-ca</a>		
Jul 1, 2017 - Jul 31, 2017	2	0.14%
Jul 1, 2016 - Jul 31, 2016	1	0.07%
<b>% Change</b>	<b>100.00%</b>	<b>93.51%</b>
6. <a href="#">en-au</a>		
Jul 1, 2017 - Jul 31, 2017	1	0.07%
Jul 1, 2016 - Jul 31, 2016	1	0.07%
<b>% Change</b>	<b>0.00%</b>	<b>-3.24%</b>
7. <a href="#">en-sg</a>		
Jul 1, 2017 - Jul 31, 2017	1	0.07%
Jul 1, 2016 - Jul 31, 2016	0	0.00%
<b>% Change</b>	<b>100.00%</b>	<b>100.00%</b>
8. <a href="#">fr-fr</a>		
Jul 1, 2017 - Jul 31, 2017	1	0.07%
Jul 1, 2016 - Jul 31, 2016	0	0.00%
<b>% Change</b>	<b>100.00%</b>	<b>100.00%</b>
9. <a href="#">zh-cn</a>		
Jul 1, 2017 - Jul 31, 2017	1	0.07%
Jul 1, 2016 - Jul 31, 2016	1	0.07%
<b>% Change</b>	<b>0.00%</b>	<b>-3.24%</b>
10. <a href="#">de</a>		
Jul 1, 2017 - Jul 31, 2017	0	0.00%
Jul 1, 2016 - Jul 31, 2016	1	0.07%
<b>% Change</b>	<b>-100.00%</b>	<b>-100.00%</b>