

Audience Overview

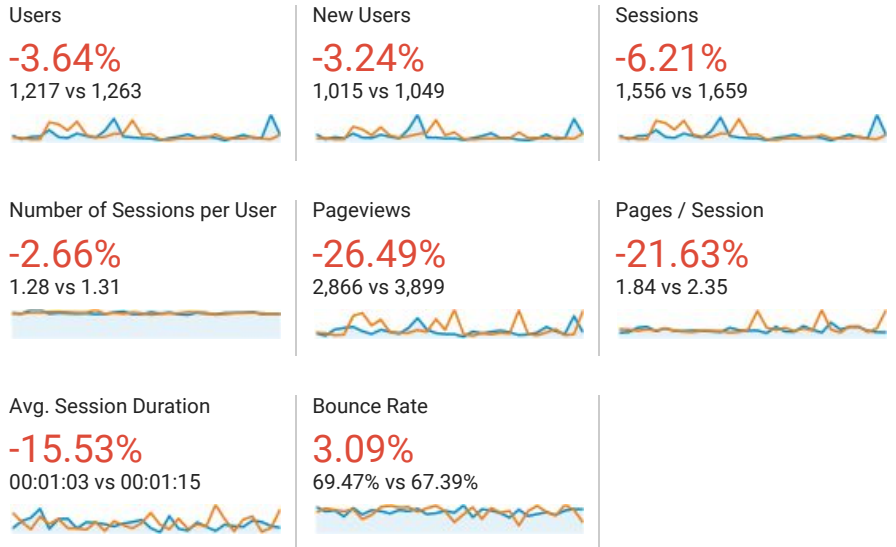
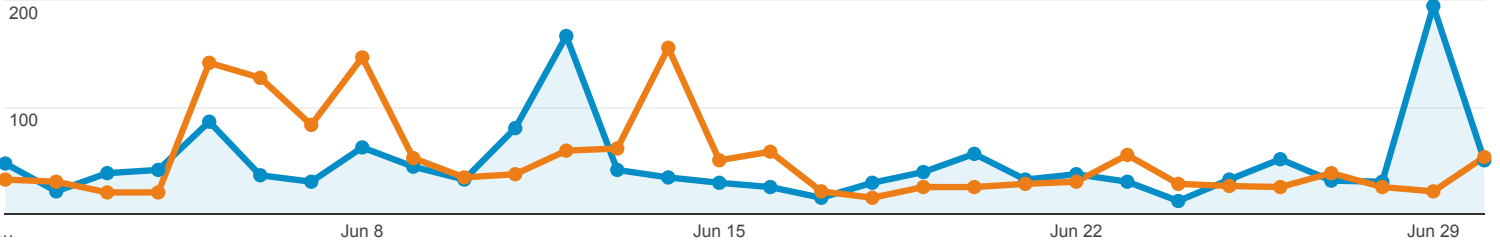
All Users  
+0.00% Users

Jun 1, 2018 - Jun 30, 2018  
Compare to: Jun 1, 2017 - Jun 30, 2017

Overview

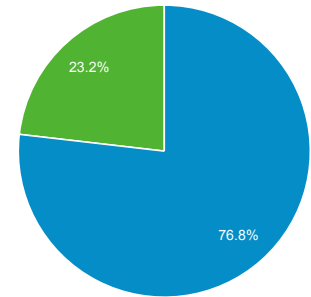
Jun 1, 2018 - Jun 30, 2018: Users

Jun 1, 2017 - Jun 30, 2017: Users

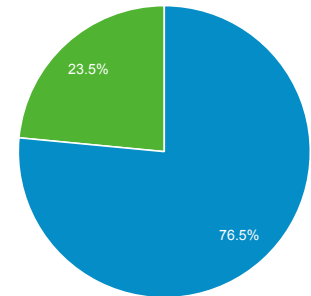


New Visitor Returning Visitor

Jun 1, 2018 - Jun 30, 2018



Jun 1, 2017 - Jun 30, 2017



Language

Users % Users

Language	Users	% Users
<b>1. en-gb</b>		
Jun 1, 2018 - Jun 30, 2018	979	80.31%
Jun 1, 2017 - Jun 30, 2017	946	74.90%
<b>% Change</b>	<b>3.49%</b>	<b>7.22%</b>
<b>2. en-us</b>		
Jun 1, 2018 - Jun 30, 2018	124	10.17%
Jun 1, 2017 - Jun 30, 2017	308	24.39%
<b>% Change</b>	<b>-59.74%</b>	<b>-58.29%</b>
<b>3. fr</b>		
Jun 1, 2018 - Jun 30, 2018	101	8.29%
Jun 1, 2017 - Jun 30, 2017	1	0.08%
<b>% Change</b>	<b>10,000.00%</b>	<b>10,364.56%</b>
<b>4. c</b>		
Jun 1, 2018 - Jun 30, 2018	2	0.16%

Jun 1, 2018 - Jun 30, 2018	2	0.16%
Jun 1, 2017 - Jun 30, 2017	0	0.00%
<b>% Change</b>	<b>100.00%</b>	<b>100.00%</b>
5. <a href="#">en</a>		
Jun 1, 2018 - Jun 30, 2018	2	0.16%
Jun 1, 2017 - Jun 30, 2017	2	0.16%
<b>% Change</b>	<b>0.00%</b>	<b>3.61%</b>
6. <a href="#">de</a>		
Jun 1, 2018 - Jun 30, 2018	1	0.08%
Jun 1, 2017 - Jun 30, 2017	0	0.00%
<b>% Change</b>	<b>100.00%</b>	<b>100.00%</b>
7. <a href="#">de-de</a>		
Jun 1, 2018 - Jun 30, 2018	1	0.08%
Jun 1, 2017 - Jun 30, 2017	0	0.00%
<b>% Change</b>	<b>100.00%</b>	<b>100.00%</b>
8. <a href="#">en-au</a>		
Jun 1, 2018 - Jun 30, 2018	1	0.08%
Jun 1, 2017 - Jun 30, 2017	0	0.00%
<b>% Change</b>	<b>100.00%</b>	<b>100.00%</b>
9. <a href="#">en-ca</a>		
Jun 1, 2018 - Jun 30, 2018	1	0.08%
Jun 1, 2017 - Jun 30, 2017	1	0.08%
<b>% Change</b>	<b>0.00%</b>	<b>3.61%</b>
10. <a href="#">en-nz</a>		
Jun 1, 2018 - Jun 30, 2018	1	0.08%
Jun 1, 2017 - Jun 30, 2017	0	0.00%
<b>% Change</b>	<b>100.00%</b>	<b>100.00%</b>