

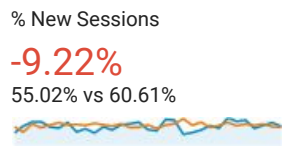
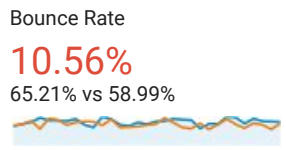
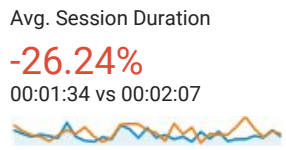
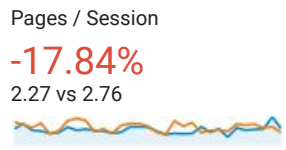
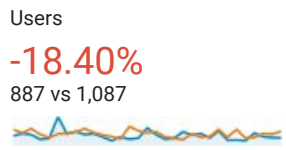
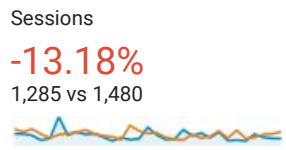
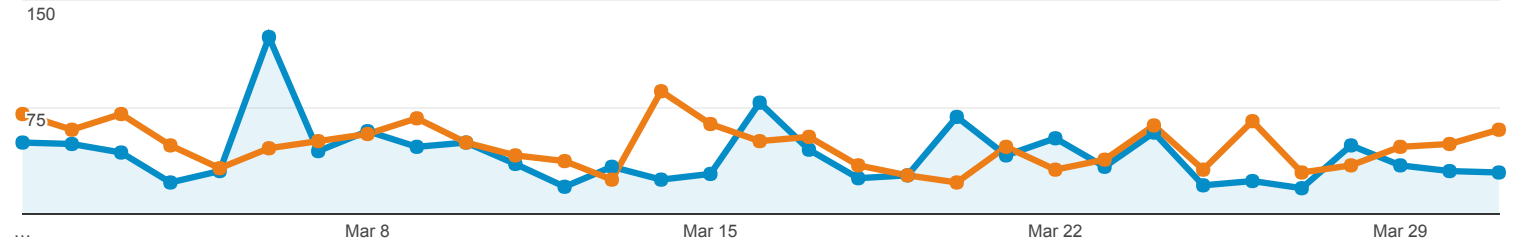
Mar 1, 2017 - Mar 31, 2017
Compare to: Mar 1, 2016 - Mar 31, 2016

Audience Overview

All Users
+0.00% Sessions

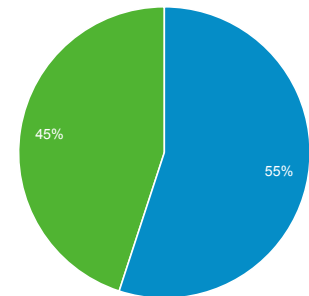
Overview

Mar 1, 2017 - Mar 31, 2017: Sessions
Mar 1, 2016 - Mar 31, 2016: Sessions

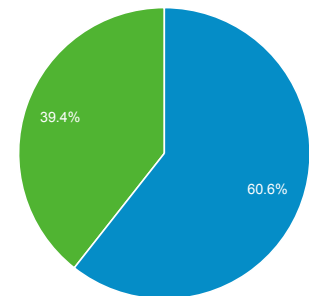


■ New Visitor ■ Returning Visitor

Mar 1, 2017 - Mar 31, 2017



Mar 1, 2016 - Mar 31, 2016



Language

Sessions % Sessions

Language	Period	Sessions	% Sessions
1. en-gb	Mar 1, 2017 - Mar 31, 2017	1,007	78.37%
	Mar 1, 2016 - Mar 31, 2016	1,130	76.35%
	% Change	-10.88%	2.64%
2. en-us	Mar 1, 2017 - Mar 31, 2017	265	20.62%
	Mar 1, 2016 - Mar 31, 2016	338	22.84%
	% Change	-21.60%	-9.70%
3. en	Mar 1, 2017 - Mar 31, 2017	5	0.39%
	Mar 1, 2016 - Mar 31, 2016	2	0.14%
	% Change	150.00%	187.94%
4. c			

Mar 1, 2017 - Mar 31, 2017	3		0.23%
Mar 1, 2016 - Mar 31, 2016	1		0.07%
% Change	200.00%		245.53%
5. de			
Mar 1, 2017 - Mar 31, 2017	1		0.08%
Mar 1, 2016 - Mar 31, 2016	1		0.07%
% Change	0.00%		15.18%
6. de-de			
Mar 1, 2017 - Mar 31, 2017	1		0.08%
Mar 1, 2016 - Mar 31, 2016	0		0.00%
% Change	100.00%		100.00%
7. en-au			
Mar 1, 2017 - Mar 31, 2017	1		0.08%
Mar 1, 2016 - Mar 31, 2016	0		0.00%
% Change	100.00%		100.00%
8. es-es			
Mar 1, 2017 - Mar 31, 2017	1		0.08%
Mar 1, 2016 - Mar 31, 2016	0		0.00%
% Change	100.00%		100.00%
9. it			
Mar 1, 2017 - Mar 31, 2017	1		0.08%
Mar 1, 2016 - Mar 31, 2016	5		0.34%
% Change	-80.00%		-76.96%
10. en-ie			
Mar 1, 2017 - Mar 31, 2017	0		0.00%
Mar 1, 2016 - Mar 31, 2016	1		0.07%
% Change	-100.00%		-100.00%