

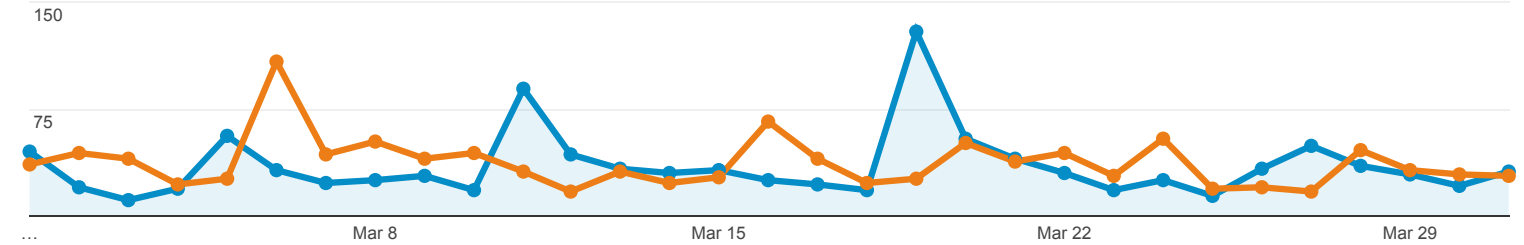
Audience Overview

All Users
+0.00% Users

Mar 1, 2018 - Mar 31, 2018
Compare to: Mar 1, 2017 - Mar 31, 2017

Overview

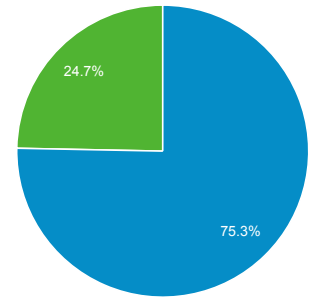
Mar 1, 2018 - Mar 31, 2018: Users
Mar 1, 2017 - Mar 31, 2017: Users



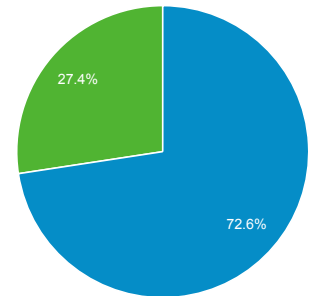
Users -0.68% 881 vs 887	New Users 1.84% 720 vs 707	Sessions -8.95% 1,170 vs 1,285
Number of Sessions per User -8.33% 1.33 vs 1.45	Pageviews -21.50% 2,289 vs 2,916	Pages / Session -13.79% 1.96 vs 2.27
Avg. Session Duration -18.93% 00:01:16 vs 00:01:34	Bounce Rate 5.77% 68.97% vs 65.21%	

New Visitor Returning Visitor

Mar 1, 2018 - Mar 31, 2018



Mar 1, 2017 - Mar 31, 2017



Language	Users	% Users
1. en-gb		
Mar 1, 2018 - Mar 31, 2018	728	82.45%
Mar 1, 2017 - Mar 31, 2017	687	77.45%
% Change	5.97%	6.45%
2. en-us		
Mar 1, 2018 - Mar 31, 2018	142	16.08%
Mar 1, 2017 - Mar 31, 2017	188	21.20%
% Change	-24.47%	-24.13%
3. c		
Mar 1, 2018 - Mar 31, 2018	4	0.45%
Mar 1, 2017 - Mar 31, 2017	3	0.34%
% Change	33.33%	33.94%
4. zh-cn		
Mar 1, 2018 - Mar 31, 2018		

Mar 1, 2018 - Mar 31, 2018

2 | 0.23%

Mar 1, 2017 - Mar 31, 2017

0 | 0.00%

% Change

100.00% **100.00%**

5. [de](#)

Mar 1, 2018 - Mar 31, 2018

1 | 0.11%

Mar 1, 2017 - Mar 31, 2017

1 | 0.11%

% Change

0.00% **0.45%**

6. [en-nz](#)

Mar 1, 2018 - Mar 31, 2018

1 | 0.11%

Mar 1, 2017 - Mar 31, 2017

0 | 0.00%

% Change

100.00% **100.00%**

7. [en-sg](#)

Mar 1, 2018 - Mar 31, 2018

1 | 0.11%

Mar 1, 2017 - Mar 31, 2017

0 | 0.00%

% Change

100.00% **100.00%**

8. [it](#)

Mar 1, 2018 - Mar 31, 2018

1 | 0.11%

Mar 1, 2017 - Mar 31, 2017

1 | 0.11%

% Change

0.00% **0.45%**

9. [nl](#)

Mar 1, 2018 - Mar 31, 2018

1 | 0.11%

Mar 1, 2017 - Mar 31, 2017

0 | 0.00%

% Change

100.00% **100.00%**

10. [ru](#)

Mar 1, 2018 - Mar 31, 2018

1 | 0.11%

Mar 1, 2017 - Mar 31, 2017

0 | 0.00%

% Change

100.00% **100.00%**