

Audience Overview

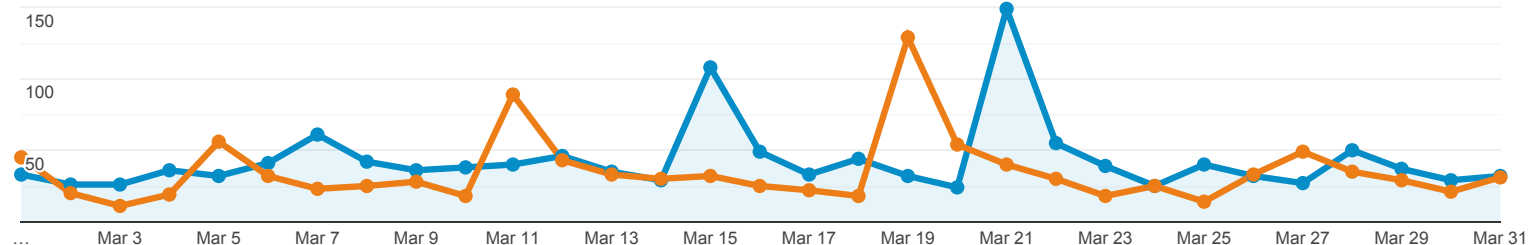
All Users
+0.00% Users

Mar 1, 2019 - Mar 31, 2019
Compare to: Mar 1, 2018 - Mar 31, 2018

Overview

Mar 1, 2019 - Mar 31, 2019: ● Users

Mar 1, 2018 - Mar 31, 2018: ● Users



Users

24.52%

1,097 vs 881



New Users

19.72%

862 vs 720



Sessions

23.33%

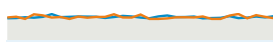
1,443 vs 1,170



Number of Sessions per User

-0.95%

1.32 vs 1.33



Pageviews

35.65%

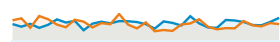
3,105 vs 2,289



Pages / Session

9.99%

2.15 vs 1.96



Avg. Session Duration

26.29%

00:01:36 vs 00:01:16



Bounce Rate

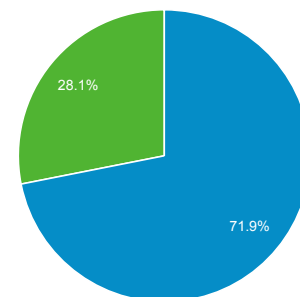
-10.38%

61.82% vs 68.97%

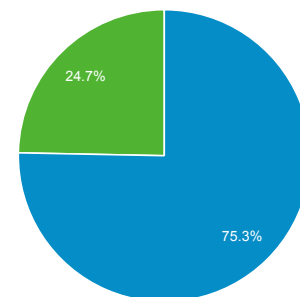


■ New Visitor ■ Returning Visitor

Mar 1, 2019 - Mar 31, 2019



Mar 1, 2018 - Mar 31, 2018



Language

	Users	% Users
1. en-gb		
Mar 1, 2019 - Mar 31, 2019	951	86.69%
Mar 1, 2018 - Mar 31, 2018	728	82.45%
% Change	30.63%	5.15%
2. en-us		
Mar 1, 2019 - Mar 31, 2019	134	12.22%
Mar 1, 2018 - Mar 31, 2018	142	16.08%
% Change	-5.63%	-24.04%
3. c		
Mar 1, 2019 - Mar 31, 2019	5	0.46%
Mar 1, 2018 - Mar 31, 2018	4	0.45%
% Change	25.00%	0.62%
4. zh-cn		
Mar 1, 2019 - Mar 31, 2019	2	0.18%

Mar 1, 2018 - Mar 31, 2018	2		0.23%
% Change	0.00%		-19.51%
5. ar-ae			
Mar 1, 2019 - Mar 31, 2019	1		0.09%
Mar 1, 2018 - Mar 31, 2018	0		0.00%
% Change	100.00%		100.00%
6. de-de			
Mar 1, 2019 - Mar 31, 2019	1		0.09%
Mar 1, 2018 - Mar 31, 2018	0		0.00%
% Change	100.00%		100.00%
7. en			
Mar 1, 2019 - Mar 31, 2019	1		0.09%
Mar 1, 2018 - Mar 31, 2018	0		0.00%
% Change	100.00%		100.00%
8. en-au			
Mar 1, 2019 - Mar 31, 2019	1		0.09%
Mar 1, 2018 - Mar 31, 2018	0		0.00%
% Change	100.00%		100.00%
9. es-es			
Mar 1, 2019 - Mar 31, 2019	1		0.09%
Mar 1, 2018 - Mar 31, 2018	0		0.00%
% Change	100.00%		100.00%
10. de			
Mar 1, 2019 - Mar 31, 2019	0		0.00%
Mar 1, 2018 - Mar 31, 2018	1		0.11%
% Change	-100.00%		-100.00%