

May 1, 2015 - May 31, 2015

Compare to: May 1, 2014 - May 31, 2014

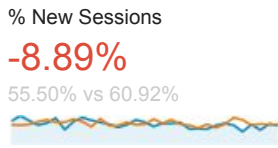
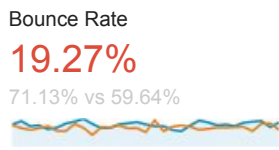
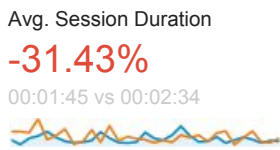
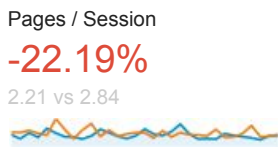
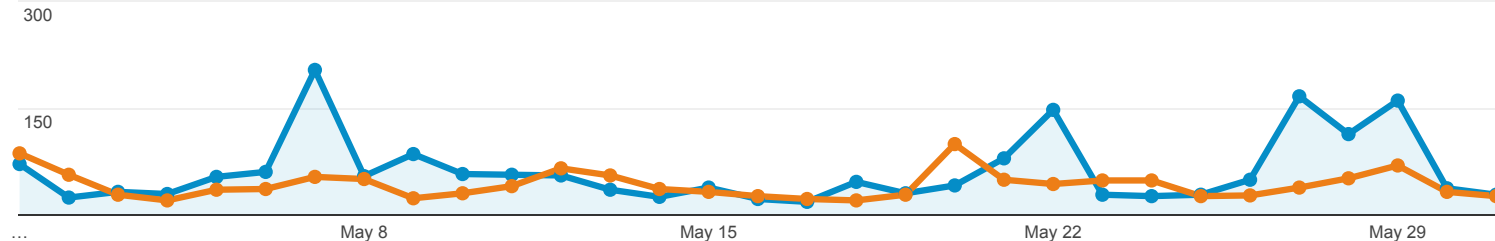
Audience Overview



Overview

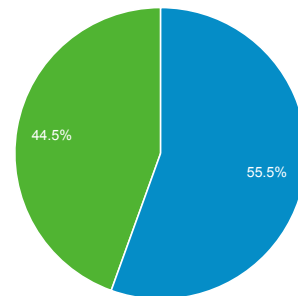
May 1, 2015 - May 31, 2015: Sessions

May 1, 2014 - May 31, 2014: Sessions

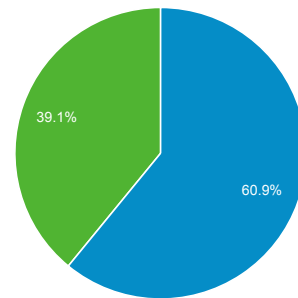


■ New Visitor ■ Returning Visitor

May 1, 2015 - May 31, 2015



May 1, 2014 - May 31, 2014



Language

Language	Sessions	% Sessions
1. en-gb		
May 1, 2015 - May 31, 2015	1,229	63.81%
May 1, 2014 - May 31, 2014	730	54.97%
% Change	68.36%	16.08%
2. en-us		
May 1, 2015 - May 31, 2015	675	35.05%
May 1, 2014 - May 31, 2014	549	41.34%
% Change	22.95%	-15.22%
3. en		
May 1, 2015 - May 31, 2015	13	0.67%
May 1, 2014 - May 31, 2014	23	1.73%
% Change	-43.48%	-61.03%

4. bg	May 1, 2015 - May 31, 2015	1		0.05%
	May 1, 2014 - May 31, 2014	0		0.00%
	% Change	100.00%		100.00%
5. de	May 1, 2015 - May 31, 2015	1		0.05%
	May 1, 2014 - May 31, 2014	0		0.00%
	% Change	100.00%		100.00%
6. en-au	May 1, 2015 - May 31, 2015	1		0.05%
	May 1, 2014 - May 31, 2014	5		0.38%
	% Change	-80.00%		-86.21%
7. es-es	May 1, 2015 - May 31, 2015	1		0.05%
	May 1, 2014 - May 31, 2014	1		0.08%
	% Change	0.00%		-31.05%
8. fr	May 1, 2015 - May 31, 2015	1		0.05%
	May 1, 2014 - May 31, 2014	1		0.08%
	% Change	0.00%		-31.05%
9. fr-fr	May 1, 2015 - May 31, 2015	1		0.05%
	May 1, 2014 - May 31, 2014	0		0.00%
	% Change	100.00%		100.00%
10. pl-pl	May 1, 2015 - May 31, 2015	1		0.05%
	May 1, 2014 - May 31, 2014	0		0.00%
	% Change	100.00%		100.00%