

Audience Overview

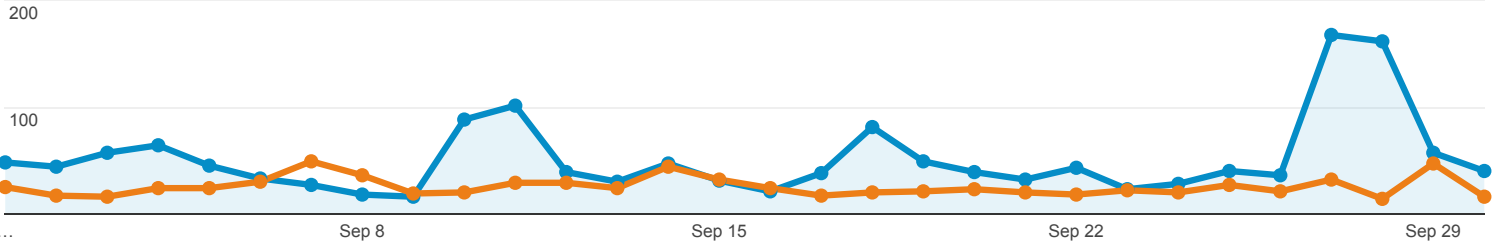
All Users
+0.00% Users

Sep 1, 2018 - Sep 30, 2018
Compare to: Sep 1, 2017 - Sep 30, 2017

Overview

Sep 1, 2018 - Sep 30, 2018: ● Users

Sep 1, 2017 - Sep 30, 2017: ● Users



Users

101.61%
1,254 vs 622

New Users

95.49%
997 vs 510

Sessions

105.94%
1,734 vs 842

Number of Sessions per User

2.15%
1.38 vs 1.35

Pageviews

60.75%
3,199 vs 1,990

Pages / Session

-21.94%
1.84 vs 2.36

Avg. Session Duration

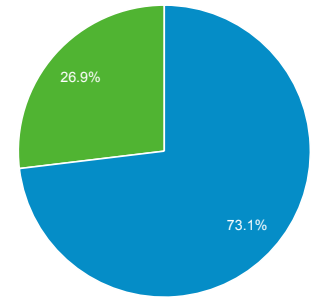
-10.14%
00:01:26 vs 00:01:36

Bounce Rate

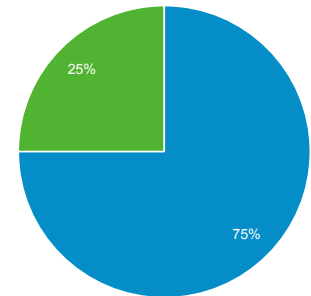
18.11%
72.66% vs 61.52%

■ New Visitor ■ Returning Visitor

Sep 1, 2018 - Sep 30, 2018



Sep 1, 2017 - Sep 30, 2017



Language

Users % Users

Language	Users	% Users
1. en-gb		
Sep 1, 2018 - Sep 30, 2018	1,092	87.01%
Sep 1, 2017 - Sep 30, 2017	493	79.26%
% Change	121.50%	9.78%
2. en-us		
Sep 1, 2018 - Sep 30, 2018	118	9.40%
Sep 1, 2017 - Sep 30, 2017	121	19.45%
% Change	-2.48%	-51.67%
3. fr		
Sep 1, 2018 - Sep 30, 2018	20	1.59%
Sep 1, 2017 - Sep 30, 2017	0	0.00%
% Change	100.00%	100.00%
4. c		
Sep 1, 2018 - Sep 30, 2018	9	0.72%

Sep 1, 2018 - Sep 30, 2018	5	0.72%
Sep 1, 2017 - Sep 30, 2017	4	0.64%
% Change	125.00%	11.51%
5. en		
Sep 1, 2018 - Sep 30, 2018	3	0.24%
Sep 1, 2017 - Sep 30, 2017	1	0.16%
% Change	200.00%	48.69%
6. en-au		
Sep 1, 2018 - Sep 30, 2018	3	0.24%
Sep 1, 2017 - Sep 30, 2017	0	0.00%
% Change	100.00%	100.00%
7. it-it		
Sep 1, 2018 - Sep 30, 2018	3	0.24%
Sep 1, 2017 - Sep 30, 2017	0	0.00%
% Change	100.00%	100.00%
8. zh-cn		
Sep 1, 2018 - Sep 30, 2018	2	0.16%
Sep 1, 2017 - Sep 30, 2017	0	0.00%
% Change	100.00%	100.00%
9. de-de		
Sep 1, 2018 - Sep 30, 2018	1	0.08%
Sep 1, 2017 - Sep 30, 2017	0	0.00%
% Change	100.00%	100.00%
10. en-za		
Sep 1, 2018 - Sep 30, 2018	1	0.08%
Sep 1, 2017 - Sep 30, 2017	1	0.16%
% Change	0.00%	-50.44%