

1. Could you please tell us in which area of the Parish you live?

		Response Percent	Response Count
Coxhoe		100.0%	257
Quarrington Hill		0.0%	0
		answered question	257
		skipped question	0

2. Do you support Coxhoe Leisure Centre remaining open?

		Response Percent	Response Count
Yes		94.0%	235
No		6.0%	15
		answered question	250
		skipped question	7

3. If so, and if necessary do you think the Parish Council should help support the leisure centre remain open?

		Response Percent	Response Count
Yes		82.4%	206
No		17.6%	44
		answered question	250
		skipped question	7



4. Do you feel that sport and leisure provision in your village is adequate for:?

	Yes	No	Response Count
Young Children	80.6% (191)	19.4% (46)	237
Young People	75.8% (179)	24.2% (57)	236
Adults	83.1% (197)	16.9% (40)	237
answered question			250
skipped question			7



5. If no please make suggestions as to how this could be improved?

	Response Count
	63
answered question	63
skipped question	194




6. Are there enough or adequate changing facilities for outdoor sports activities?

		Response Percent	Response Count
Yes		65.0%	158
No		35.0%	85
answered question			243
skipped question			14



7. Are there any other activities you would like to see in the village or that you could help organise?

		Response Percent	Response Count
Yes		24.4%	60
No		75.6%	186
	If so please specify		52
answered question			246
skipped question			11

8. Should more allotments be provided in the village?

		Response Percent	Response Count
Yes		59.3%	147
No		40.3%	100
If so would you want one?		17.7%	44
answered question			248
skipped question			9



9. Should Village Hall/Community Centre facilities be retained and improved?

		Response Percent	Response Count
Yes		94.5%	225
No		5.5%	13
answered question			238
skipped question			19

10. What improvements would you suggest? Please state

	Response Count
	109
answered question	109
skipped question	148



11. Are there sufficient activities?

		Response Percent	Response Count
Yes		60.3%	129
No		39.7%	85
	answered question		214
	skipped question		43



12. If not what additional activities would you like to see/provide?

	Response Count
	78
answered question	78
skipped question	179



13. Would you be prepared to volunteer to help plan and provide activities?

		Response Percent	Response Count
Yes		21.5%	47
No		78.5%	172
	answered question		219
	skipped question		38



14. Is access access to community buildings e.g. Village Hall/Community Centre adequate?

		Response Percent	Response Count
Yes		86.3%	201
No		13.7%	32
If not, please state why?			28
answered question			233
skipped question			24



15. Should cyber cafe facilities be made available in the village?

		Response Percent	Response Count
Yes		66.1%	148
No		33.9%	76
answered question			224
skipped question			33



16. Should there be an annual fun day/carnival? Would you be prepared to help?

		Response Percent	Response Count
Yes		70.0%	154
No		30.0%	66
answered question			220
skipped question			37

17. Should there be an annual fireworks display in the village?

		Response Percent	Response Count
Yes		61.6%	146
No		38.4%	91
answered question			237
skipped question			20

18. Would you be prepared to help organise this?

		Response Percent	Response Count
Yes		32.7%	33
No		67.3%	68
answered question			101
skipped question			156



19. Do you feel that there are sufficient activities for young people in your village?

	Yes	No	Response Count
Pre School	61.2% (115)	38.8% (73)	188
5-10 year olds	64.6% (122)	35.4% (67)	189
11-16 year olds	60.1% (110)	39.9% (73)	183
17-19 year olds	44.3% (78)	55.7% (98)	176
answered question			198
skipped question			59




20. If not please suggest improvements:

	Response Count
	74
answered question	74
skipped question	183







21. Do you think the Parish/County Councils should provide more funding for youth activities?

		Response Percent	Response Count
Yes		75.9%	164
No		24.1%	52
	answered question		216
	skipped question		41

22. Should there be a Youth Council to listen to young peoples' concerns, issues and aspirations?

		Response Percent	Response Count
Yes		83.9%	187
No		15.7%	35
If so would you be prepared to be involved?		6.3%	14
	answered question		223
	skipped question		34



23. Do you have a problem with any of the following please tick;

		Response Percent	Response Count
School traffic		30.8%	61
Speeding traffic		67.2%	133
Parking Problems		58.6%	116
Volume of traffic		49.5%	98
Danger Spots		56.1%	111
Traffic Noise		31.8%	63
answered question			198
skipped question			59




24. If so, please explain the problems, where they are and how they could be solved?

	Response Count
	163
answered question	163
skipped question	94



25. Do you think there is a continued need for a school crossing patrol?

		Response Percent	Response Count
Yes		81.7%	187
No		18.3%	42
answered question			229
skipped question			28




26. Do you support the idea of linking the Co-op and Coxhoe Village Hall car parks and increasing parking places available there? (NB this also includes sealing off Peterson Dale but allowing access to current staff car park from Peterson Dale)

		Response Percent	Response Count
Yes		72.9%	172
No		18.2%	43
Don't know		8.9%	21
answered question			236
skipped question			21



27. If the number of parking spaces is increased elsewhere in Coxhoe, would you support waiting restrictions on the Front Street?

		Response Percent	Response Count
Yes		73.9%	167
No		26.1%	59
answered question			226
skipped question			31




28. If so do you feel parking should be restricted to:

		Response Percent	Response Count
Maximum 1 Hour		52.1%	101
Maximum 2 Hours		37.1%	72
Maximum 3 Hours		10.8%	21
answered question			194
skipped question			63




29. Are there any new businesses you think the village needs?

		Response Percent	Response Count
Yes		51.2%	103
No		48.8%	98
	If so, what kind?		100
answered question			201
skipped question			56

30. Do you support proposals for new car parking facilities for Crowtrees Nature Reserve at Quarrington Hill (Adjoining Football Field)?

		Response Percent	Response Count
Yes		34.9%	80
No		10.9%	25
Don't know		54.1%	124
answered question			229
skipped question			28





31. Do you think Coxhoe Parish Council should provide additional grit bins in the village?

		Response Percent	Response Count
Yes		75.7%	178
No		11.9%	28
Don't know		12.3%	29
answered question			235
skipped question			22

32. Please comment and identify any areas you have any problems with?

	Response Count
	131
answered question	131
skipped question	126

33. How often do people in your household use the bus service to/from your village?

		Response Percent	Response Count
Daily		14.1%	34
Weekly		19.9%	48
Occasionally		47.3%	114
Never		18.7%	45
	answered question		241
	skipped question		16



34. Are you happy with the standard of service provided?

	Yes	No	Response Count
Frequency of service	78.1% (150)	21.9% (42)	192
Travel times	78.8% (152)	21.2% (41)	193
Reliability	67.0% (124)	33.0% (61)	185
Routes Available	61.7% (113)	38.3% (70)	183
	answered question		203
	skipped question		54



35. Do you think there is a need for any of the following?

	Yes	No	Response Count
Improved Street Lighting	37.0% (54)	63.0% (92)	146
CCTV	72.0% (136)	28.0% (53)	189
More Community Policing	84.3% (177)	15.7% (33)	210
Please tell us where and identify any further issues			93
		answered question	230
		skipped question	27

36. Do you realise that unless you report an incident to the police and obtain a crime incident number, then the police do not consider the incident has occurred and it is not recorded on official statistics? (The incidents reported to the police effect policing levels and presence)

		Response Percent	Response Count
Yes		82.8%	193
No		17.2%	40
		answered question	233
		skipped question	24








37. If you have contacted the police have you had difficulties getting through?

		Response Percent	Response Count
Yes		23.6%	42
No		76.4%	136
		answered question	178
		skipped question	79



38. Are you happy with the level of Health Care provision you have access to in your village?

	Yes	No	Response Count
Doctor	86.8% (197)	13.2% (30)	227
Nurse	91.7% (198)	8.3% (18)	216
NHS dentist	80.1% (157)	19.9% (39)	196
Private dentist	89.6% (146)	10.4% (17)	163
Health Visitor	90.4% (141)	9.6% (15)	156
Chiropodist	93.4% (169)	6.6% (12)	181
		answered question	232
		skipped question	25




39. Please tick any of the following services that you feel should be made available in your village?

		Response Percent	Response Count
Drug, smoking cessation advice and information		53.4%	102
Nutrition, healthy eating advice and information		53.9%	103
Family planning advice and information		52.4%	100
Community Nurse		56.5%	108
Transport to services outside the village		46.6%	89
Mental Health support		45.0%	86
More support for the elderly		76.4%	146
	Other (please specify)		18
answered question			191
skipped question			66






40. Do you support proposals for a new accessible doctors' surgery on Coxhoe Village Green?

		Response Percent	Response Count
Yes		69.9%	158
No		30.1%	68
	If not where else could it be located?		57
answered question			226
skipped question			31




41. Would you use a luncheon club in the Village Hall?

		Response Percent	Response Count
Yes		20.9%	46
No		79.1%	174
Would you be willing to help organise one?		5.0%	11
answered question			220
skipped question			37







42. What additional types of new housing do you consider more appropriate for your village? (Tick all that apply)

		Response Percent	Response Count
Social rented housing		26.4%	60
Housing for the elderly		52.4%	119
Family Housing		31.7%	72
Housing for first time buyers		53.3%	121
None		16.3%	37
Other Please State			26
answered question			227
skipped question			30




43. Which of the following forms of housing do you think your village needs

		Response Percent	Response Count
Housing for the elderly		68.4%	119
Houses (detached/semi detached/terraced)		49.4%	86
Flats/Apartments		27.0%	47
answered question			174
skipped question			83

44. What scale of new house building do you consider would be appropriate for your village?

		Response Percent	Response Count
None		30.0%	67
1-20 Units		16.1%	36
21-50 Units		17.9%	40
51-100 Units		16.1%	36
101-200 Units		9.4%	21
200+ Units		10.3%	23
answered question			223
skipped question			34




45. Where should any new housing in the village be located?

		Response Percent	Response Count
On sites which have previously been developed		58.4%	101
On current green areas in the village		9.8%	17
On sites undeveloped on the edge of the village		58.4%	101
Other (please specify sites)			32
answered question			173
skipped question			84



46. Please specify any issues which you think should be addressed through the provision of new housing if Coxhoe grew by 400 new homes in the next 5-10 years eg access to primary school and health services

	Response Count
	158
answered question	158
skipped question	99



47. Do you feel that any improvements ought to come before new housing?

		Response Percent	Response Count
Yes		74.9%	155
No		8.2%	17
Don't know		16.9%	35
answered question			207
skipped question			50

48. Landsdowne Comprehensive School closed in 1985. With the increase in population of Coxhoe & Bowburn in particular and possible further increases in future, do you think a new comprehensive school should be provided locally serving local villages?

		Response Percent	Response Count
Yes		78.7%	177
No		21.3%	48
answered question			225
skipped question			32

49. Do you think there should be a nursery school in your village?

		Response Percent	Response Count
Yes		92.3%	204
No		7.7%	17
answered question			221
skipped question			36

50. Do you think that your existing home meets your personal needs and what you will need in the future?

	Yes	No	Response Count
Currently	95.9% (116)	4.1% (5)	121
For the next 5 years	87.2% (75)	12.8% (11)	86
For the next 10 years	89.0% (121)	11.0% (15)	136
answered question			219
skipped question			38



51. If you/someone you know were looking to move home in the foreseeable future to elsewhere in the village what type of housing would you/they be seeking?

		Response Percent	Response Count
Bungalow		61.6%	122
House		33.3%	66
Flat/Apartment		10.1%	20
Specialist (eg sheltered)		4.5%	9
Private Rented		9.6%	19
Owner Occupied		42.4%	84
Social Rented		12.1%	24
Shared Ownership		1.0%	2
answered question			198
skipped question			59

52. How many bedrooms would you/they need?

		Response Percent	Response Count
1		2.7%	5
2		47.3%	87
3		32.1%	59
4		16.3%	30
5+		1.6%	3
answered question			184
skipped question			73



53. Do you think your village needs more land for new or expanding businesses?

		Response Percent	Response Count
Yes		48.1%	100
No		51.9%	108
answered question			208
skipped question			49




54. If so what kind and where?

		Response Count
		51
answered question		51
skipped question		206



55. Should more local job opportunities be provided?

		Response Percent	Response Count
Yes		86.7%	176
No		13.3%	27
answered question			203
skipped question			54



56. Should the site allocated at the new Limes development in Coxhoe for development be:

		Response Percent	Response Count
Retained for commercial use		54.3%	114
Reallocated for additional housing		27.6%	58
Don't Know		18.1%	38
answered question			210
skipped question			47



57. Do you support proposals for Durham Green Industrial Estate between Bowburn and Tursdale

		Response Percent	Response Count
Yes		88.4%	191
No		11.6%	25
If not why not?			38
answered question			216
skipped question			41

58. If yes should there be a requirement for a proportion of jobs to be filled locally?

		Response Percent	Response Count
Yes		95.6%	195
No		4.4%	9
If not why not?			15
answered question			204
skipped question			53

59. Is there a need for opportunities for local people to access training and acquire necessary skills to gain employment?

		Response Percent	Response Count
Yes		90.9%	199
No		9.1%	20
answered question			219
skipped question			38



60. How do you rate the following?

	Good	Adequate	Poor	Rating Average	Response Count
Community Websites	37.5% (63)	51.8% (87)	10.7% (18)	1.73	168
Community Noticeboards	26.0% (50)	53.1% (102)	20.8% (40)	1.95	192
Community Newsletters	62.3% (137)	30.5% (67)	7.3% (16)	1.45	220
answered question					224
skipped question					33



61. How can community information be improved?

	Response Count
	57
answered question	57
skipped question	200



62. Do you regularly receive the Durham Advertiser?

		Response Percent	Response Count
Yes		79.9%	187
No		20.1%	47
answered question			234
skipped question			23

63. If not would you like to receive the Durham Advertiser?

		Response Percent	Response Count
Yes		76.8%	43
No		23.2%	13
If so which street			35
answered question			56
skipped question			201

64. Are you generally satisfied with the appearance of your village?

		Response Percent	Response Count
Yes		68.4%	147
No		31.6%	68
answered question			215
skipped question			42

65. Please suggest any improvements, including where

	Response Count
	104
answered question	104
skipped question	153

66. Please tick whether you have any problems with any of the following? (If so please specify locations below)

	Yes	No	Response Count
Animal fouling	87.4% (152)	12.6% (22)	174
Litter	83.1% (118)	16.9% (24)	142
Grass cutting	44.2% (38)	55.8% (48)	86
Graffiti	35.7% (25)	64.3% (45)	70
Vandalism	63.0% (68)	37.0% (40)	108
Motorbikes	58.6% (58)	41.4% (41)	99
Other (please specify and state location)			78
answered question			201
skipped question			56



67. Is there any need for the following in your village? (please order in priority)

	1	2	3	4	5	6	Rating Average	Response Count
Front Street Regeneration	63.6% (84)	4.5% (6)	9.8% (13)	8.3% (11)	4.5% (6)	9.1% (12)	4.87	132
More public seating	29.4% (42)	30.1% (43)	5.6% (8)	9.1% (13)	11.9% (17)	14.0% (20)	4.14	143
More flowers and shrubs	12.4% (16)	22.5% (29)	26.4% (34)	12.4% (16)	11.6% (15)	14.7% (19)	3.67	129
Improved street cleaning/safety	30.1% (44)	23.3% (34)	21.9% (32)	16.4% (24)	4.1% (6)	4.1% (6)	4.47	146
Improved maintenance/safety of walkways/ bridleways	22.1% (34)	23.4% (36)	14.9% (23)	16.9% (26)	18.8% (29)	3.9% (6)	4.01	154
Improved maintenance/safety of parks	15.1% (19)	15.9% (20)	21.4% (27)	15.9% (20)	14.3% (18)	17.5% (22)	3.49	126
answered question								215
skipped question								42



68. Please specify locations and what needs to be done

	Response Count
	81
answered question	81
skipped question	176



69. Would you support the establishment of a garden of remembrance (A place for bereaved families to commemorate their deceased relatives who have been cremated) in Coxhoe?

		Response Percent	Response Count
Yes		73.9%	167
No		26.1%	59
answered question			226
skipped question			31




70. Do you have any concerns or problems with the tip or recycling facility?

		Response Percent	Response Count
Yes		26.0%	59
No		74.0%	168
If so please specify			56
answered question			227
skipped question			30

71. Do you support proposals for improvements to and retention of Coxhoe Village Green?

		Response Percent	Response Count
Yes		89.9%	196
No		10.1%	22
answered question			218
skipped question			39



72. Are you satisfied with the quality of the design of recent developments in your village?

		Response Percent	Response Count
Yes		76.6%	170
No		12.2%	27
Not Applicable		11.3%	25
answered question			222
skipped question			35




73. If not, please state examples

	Response Count
	35
answered question	35
skipped question	222

74. Are there any specific derelict or poor quality buildings and/ or land within your village which you would like to see improved/redeveloped?

		Response Percent	Response Count
Yes		65.3%	130
No		34.7%	69
If so please specify what should be done?			117
answered question			199
skipped question			58

75. How satisfied are you with your village overall?

		Response Percent	Response Count
Very Satisfied		20.6%	46
Satisfied		74.0%	165
Dissatisfied		5.4%	12
answered question			223
skipped question			34

76. Please specify why?

	Response Count
	86
answered question	86
skipped question	171



77. Please rank in order of preference (1 being your highest priority) to tell us what you consider improvements to your village?

	1	2	3	4	5	6	7	8	9	10
Sport, Leisure & Culture	21.6% (36)	13.8% (23)	8.4% (14)	12.0% (20)	8.4% (14)	9.6% (16)	7.2% (12)	7.8% (13)	0.6% (1)	2.4 (4)
Community Buildings	5.8% (8)	11.7% (16)	10.2% (14)	8.0% (11)	16.1% (22)	8.8% (12)	14.6% (20)	9.5% (13)	6.6% (9)	2.2 (3)
Young Peoples Activities	9.9% (15)	10.5% (16)	19.1% (29)	9.9% (15)	7.2% (11)	8.6% (13)	10.5% (16)	9.9% (15)	3.3% (5)	5.3 (8)
Traffic & Highway Safety	19.0% (32)	23.8% (40)	12.5% (21)	10.7% (18)	7.1% (12)	7.7% (13)	10.1% (17)	4.2% (7)	0.6% (1)	2.4 (4)
Health & Social Care	16.9% (28)	16.3% (27)	18.7% (31)	10.8% (18)	10.2% (17)	8.4% (14)	6.6% (11)	4.8% (8)	2.4% (4)	1.2 (2)
New Housing	3.3% (4)	7.5% (9)	4.2% (5)	5.8% (7)	8.3% (10)	10.8% (13)	5.0% (6)	10.8% (13)	1.7% (2)	5.0 (6)
Public Services	3.1% (5)	9.9% (16)	12.4% (20)	13.7% (22)	14.3% (23)	13.0% (21)	12.4% (20)	9.3% (15)	3.7% (6)	3.1 (5)
Shopping	3.6% (5)	3.6% (5)	14.5% (20)	11.6% (16)	11.6% (16)	8.0% (11)	13.0% (18)	14.5% (20)	8.0% (11)	3.6 (5)
Local Employment Opportunities	11.3% (16)	9.2% (13)	7.7% (11)	12.0% (17)	9.9% (14)	12.7% (18)	8.5% (12)	7.7% (11)	5.6% (8)	2.8 (4)
Environment	7.7% (11)	6.3% (9)	6.3% (9)	10.5% (15)	17.5% (25)	9.1% (13)	10.5% (15)	13.3% (19)	5.6% (8)	4.9 (7)
Communications	0.0% (0)	0.0% (0)	3.7% (4)	5.6% (6)	10.2% (11)	11.1% (12)	7.4% (8)	12.0% (13)	9.3% (10)	9.3 (10)
Allotments	0.0% (0)	0.9% (1)	0.9% (1)	7.1% (8)	2.7% (3)	8.0% (9)	5.4% (6)	9.8% (11)	6.3% (7)	9.8 (11)
Churchyards	2.0% (2)	1.0% (1)	0.0% (0)	2.0% (2)	4.0% (4)	7.9% (8)	9.9% (10)	10.9% (11)	7.9% (8)	10.9 (11)

78. Please state any specific aspects of the above which you feel are priorities in the box below (eg Under 5's play provision, cycle routes etc)

	Response Count
	76
answered question	76
skipped question	181

79. Do you find it easy to travel to/access the services and facilities you require to meet your day to day needs?

		Response Percent	Response Count
Yes		91.0%	193
No		9.0%	19
If not why and how should services/facilities be changed to meet your needs?			21
answered question			212
skipped question			45

80. Please List the 3 things you least like about your village?

	Response Count
	178
answered question	178
skipped question	79

81. Please List the 3 things you most like about your village?

	Response Count
	175
answered question	175
skipped question	82









82. If you have any further comments to make please use the space below

	Response Count
	70
answered question	70
skipped question	187

83. All responses will be collated anonymously. To assist identifying issues relating to your location please provide your postcode

	Response Count
	191
answered question	191
skipped question	66

84. If you have volunteered to help organise something or would like to be contacted to give further information on your responses, get involved with our work or develop any activities in the parish then please supply your contact details below

		Response Percent	Response Count
Name:		88.4%	38
Address 1:		65.1%	28
Address 2:		55.8%	24
City/Town:		37.2%	16
County:		14.0%	6
Postal Code:		41.9%	18
Email Address:		51.2%	22
Phone Number:		55.8%	24
answered question			43
skipped question			214