






1. Could you please tell us in which area of the Parish you live?

		Response Percent	Response Count
Coxhoe		0.0%	0
Quarrington Hill		100.0%	82
answered question			82
skipped question			0

2. Do you support Coxhoe Leisure Centre remaining open?

		Response Percent	Response Count
Yes		93.8%	76
No		6.2%	5
answered question			81
skipped question			1

3. If so, and if necessary do you think the Parish Council should help support the leisure centre remain open?

		Response Percent	Response Count
Yes		84.6%	66
No		15.4%	12
answered question			78
skipped question			4



4. Do you feel that sport and leisure provision in your village is adequate for:?

	Yes	No	Response Count
Young Children	50.6% (39)	49.4% (38)	77
Young People	30.6% (22)	69.4% (50)	72
Adults	39.2% (29)	60.8% (45)	74
			answered question
			78
			skipped question
			4



5. If no please make suggestions as to how this could be improved?

	Response Count
	27
answered question	27
skipped question	55



6. Are there enough or adequate changing facilities for outdoor sports activities?

		Response Percent	Response Count
Yes		42.9%	30
No		57.1%	40
answered question			70
skipped question			12



7. Are there any other activities you would like to see in the village or that you could help organise?

		Response Percent	Response Count
Yes		29.7%	19
No		70.3%	45
	If so please specify		12
answered question			64
skipped question			18

8. Should more allotments be provided in the village?

		Response Percent	Response Count
Yes		60.0%	48
No		40.0%	32
	If so would you want one?	16.3%	13
answered question			80
skipped question			2



9. Should Village Hall/Community Centre facilities be retained and improved?

		Response Percent	Response Count
Yes		97.4%	74
No		2.6%	2
answered question			76
skipped question			6

10. What improvements would you suggest? Please state

		Response Count
		25
answered question		25
skipped question		57



11. Are there sufficient activities?

		Response Percent	Response Count
Yes		49.3%	33
No		50.7%	34
answered question			67
skipped question			15



12. If not what additional activities would you like to see/provide?

		Response Count
		22
answered question		22
skipped question		60



13. Would you be prepared to volunteer to help plan and provide activities?

		Response Percent	Response Count
Yes		26.0%	19
No		74.0%	54
answered question			73
skipped question			9



14. Is access access to community buildings e.g. Village Hall/Community Centre adequate?

		Response Percent	Response Count
Yes		93.1%	67
No		6.9%	5
	If not, please state why?		1
	answered question		72
	skipped question		10



15. Should cyber cafe facilities be made available in the village?

		Response Percent	Response Count
Yes		63.5%	47
No		36.5%	27
	answered question		74
	skipped question		8



16. Should there be an annual fun day/carnival? Would you be prepared to help?

		Response Percent	Response Count
Yes		75.7%	53
No		24.3%	17
	answered question		70
	skipped question		12

17. Should there be an annual fireworks display in the village?

		Response Percent	Response Count
Yes		87.0%	67
No		13.0%	10
answered question			77
skipped question			5

18. Would you be prepared to help organise this?

		Response Percent	Response Count
Yes		34.6%	9
No		65.4%	17
answered question			26
skipped question			56



19. Do you feel that there are sufficient activities for young people in your village?

	Yes	No	Response Count
Pre School	31.7% (20)	68.3% (43)	63
5-10 year olds	24.6% (16)	75.4% (49)	65
11-16 year olds	12.7% (8)	87.3% (55)	63
17-19 year olds	12.9% (8)	87.1% (54)	62
answered question			67
skipped question			15




20. If not please suggest improvements:

	Response Count
	25
answered question	25
skipped question	57







21. Do you think the Parish/County Councils should provide more funding for youth activities?

		Response Percent	Response Count
Yes		90.3%	65
No		9.7%	7
	answered question		72
	skipped question		10

22. Should there be a Youth Council to listen to young peoples' concerns, issues and aspirations?

		Response Percent	Response Count
Yes		94.3%	66
No		4.3%	3
If so would you be prepared to be involved?		11.4%	8
	answered question		70
	skipped question		12


23. Do you have a problem with any of the following please tick;

		Response Percent	Response Count
School traffic		46.0%	29
Speeding traffic		87.3%	55
Parking Problems		65.1%	41
Volume of traffic		49.2%	31
Danger Spots		69.8%	44
Traffic Noise		33.3%	21
answered question			63
skipped question			19




24. If so, please explain the problems, where they are and how they could be solved?

	Response Count
	33
answered question	33
skipped question	49



25. Do you think there is a continued need for a school crossing patrol?

		Response Percent	Response Count
Yes		100.0%	76
No		0.0%	0
answered question			76
skipped question			6




26. Do you support the idea of linking the Co-op and Coxhoe Village Hall car parks and increasing parking places available there? (NB this also includes sealing off Peterson Dale but allowing access to current staff car park from Peterson Dale)

		Response Percent	Response Count
Yes		45.3%	34
No		6.7%	5
Don't know		48.0%	36
answered question			75
skipped question			7



27. If the number of parking spaces is increased elsewhere in Coxhoe, would you support waiting restrictions on the Front Street?

		Response Percent	Response Count
Yes		67.2%	43
No		32.8%	21
answered question			64
skipped question			18




28. If so do you feel parking should be restricted to:

		Response Percent	Response Count
Maximum 1 Hour		50.8%	32
Maximum 2 Hours		39.7%	25
Maximum 3 Hours		9.5%	6
answered question			63
skipped question			19




29. Are there any new businesses you think the village needs?

		Response Percent	Response Count
Yes		65.1%	41
No		34.9%	22
	If so, what kind?		33
answered question			63
skipped question			19

30. Do you support proposals for new car parking facilities for Crowtrees Nature Reserve at Quarrington Hill (Adjoining Football Field)?

		Response Percent	Response Count
Yes		73.3%	55
No		9.3%	7
Don't know		17.3%	13
answered question			75
skipped question			7





31. Do you think Coxhoe Parish Council should provide additional grit bins in the village?

		Response Percent	Response Count
Yes		89.3%	67
No		2.7%	2
Don't know		8.0%	6
answered question			75
skipped question			7

32. Please comment and identify any areas you have any problems with?

	Response Count
	40
answered question	40
skipped question	42

33. How often do people in your household use the bus service to/from your village?

		Response Percent	Response Count
Daily		34.6%	27
Weekly		10.3%	8
Occasionally		39.7%	31
Never		15.4%	12
	answered question		78
	skipped question		4



34. Are you happy with the standard of service provided?

	Yes	No	Response Count
Frequency of service	15.2% (10)	84.8% (56)	66
Travel times	22.6% (14)	77.4% (48)	62
Reliability	18.0% (11)	82.0% (50)	61
Routes Available	21.9% (14)	78.1% (50)	64
		answered question	68
		skipped question	14



35. Do you think there is a need for any of the following?

	Yes	No	Response Count
Improved Street Lighting	45.1% (23)	54.9% (28)	51
CCTV	60.4% (32)	39.6% (21)	53
More Community Policing	86.1% (62)	13.9% (10)	72
Please tell us where and identify any further issues			13
		answered question	74
		skipped question	8

36. Do you realise that unless you report an incident to the police and obtain a crime incident number, then the police do not consider the incident has occurred and it is not recorded on official statistics? (The incidents reported to the police effect policing levels and presence)

		Response Percent	Response Count
Yes		68.1%	49
No		31.9%	23
		answered question	72
		skipped question	10








37. If you have contacted the police have you had difficulties getting through?

		Response Percent	Response Count
Yes		36.1%	22
No		63.9%	39
		answered question	61
		skipped question	21



38. Are you happy with the level of Health Care provision you have access to in your village?

	Yes	No	Response Count
Doctor	45.6% (31)	54.4% (37)	68
Nurse	46.8% (29)	53.2% (33)	62
NHS dentist	39.4% (26)	60.6% (40)	66
Private dentist	29.1% (16)	70.9% (39)	55
Health Visitor	35.7% (20)	64.3% (36)	56
Chiropodist	33.3% (19)	66.7% (38)	57
		answered question	72
		skipped question	10




39. Please tick any of the following services that you feel should be made available in your village?

		Response Percent	Response Count
Drug, smoking cessation advice and information		60.7%	37
Nutrition, healthy eating advice and information		45.9%	28
Family planning advice and information		52.5%	32
Community Nurse		63.9%	39
Transport to services outside the village		80.3%	49
Mental Health support		57.4%	35
More support for the elderly		80.3%	49
	Other (please specify)		2
answered question			61
skipped question			21


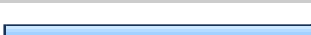



40. Do you support proposals for a new accessible doctors' surgery on Coxhoe Village Green?

		Response Percent	Response Count
Yes		81.8%	54
No		18.2%	12
If not where else could it be located?			7
answered question			66
skipped question			16




41. Would you use a luncheon club in the Village Hall?

		Response Percent	Response Count
Yes		31.0%	22
No		69.0%	49
Would you be willing to help organise one?		5.6%	4
answered question			71
skipped question			11







42. What additional types of new housing do you consider more appropriate for your village? (Tick all that apply)

		Response Percent	Response Count
Social rented housing		34.2%	25
Housing for the elderly		49.3%	36
Family Housing		58.9%	43
Housing for first time buyers		46.6%	34
None		11.0%	8
Other Please State			5
answered question			73
skipped question			9




43. Which of the following forms of housing do you think your village needs

		Response Percent	Response Count
Housing for the elderly		51.6%	32
Houses (detached/semi detached/terraced)		75.8%	47
Flats/Apartments		14.5%	9
answered question			62
skipped question			20

44. What scale of new house building do you consider would be appropriate for your village?

		Response Percent	Response Count
None		18.8%	13
1-20 Units		44.9%	31
21-50 Units		26.1%	18
51-100 Units		5.8%	4
101-200 Units		2.9%	2
200+ Units		1.4%	1
answered question			69
skipped question			13




45. Where should any new housing in the village be located?

		Response Percent	Response Count
On sites which have previously been developed		52.5%	32
On current green areas in the village		23.0%	14
On sites undeveloped on the edge of the village		60.7%	37
	Other (please specify sites)		10
answered question			61
skipped question			21



46. Please specify any issues which you think should be addressed through the provision of new housing if Coxhoe grew by 400 new homes in the next 5-10 years eg access to primary school and health services

	Response Count
	27
answered question	27
skipped question	55



47. Do you feel that any improvements ought to come before new housing?

		Response Percent	Response Count
Yes		64.9%	37
No		5.3%	3
Don't know		29.8%	17
answered question			57
skipped question			25

48. Landsdowne Comprehensive School closed in 1985. With the increase in population of Coxhoe & Bowburn in particular and possible further increases in future, do you think a new comprehensive school should be provided locally serving local villages?

		Response Percent	Response Count
Yes		97.1%	66
No		2.9%	2
answered question			68
skipped question			14

49. Do you think there should be a nursery school in your village?

		Response Percent	Response Count
Yes		84.2%	48
No		15.8%	9
answered question			57
skipped question			25

50. Do you think that your existing home meets your personal needs and what you will need in the future?

	Yes	No	Response Count
Currently	100.0% (32)	0.0% (0)	32
For the next 5 years	100.0% (27)	0.0% (0)	27
For the next 10 years	100.0% (24)	0.0% (0)	24
answered question			67
skipped question			15



51. If you/someone you know were looking to move home in the foreseeable future to elsewhere in the village what type of housing would you/they be seeking?

		Response Percent	Response Count
Bungalow		50.0%	29
House		58.6%	34
Flat/Apartment		6.9%	4
Specialist (eg sheltered)		1.7%	1
Private Rented		10.3%	6
Owner Occupied		19.0%	11
Social Rented		12.1%	7
Shared Ownership		3.4%	2
answered question			58
skipped question			24

52. How many bedrooms would you/they need?

		Response Percent	Response Count
1		5.7%	3
2		24.5%	13
3		56.6%	30
4		11.3%	6
5+		1.9%	1
answered question			53
skipped question			29



53. Do you think your village needs more land for new or expanding businesses?

		Response Percent	Response Count
Yes		57.8%	37
No		42.2%	27
answered question			64
skipped question			18




54. If so what kind and where?

	Response Count
	11
answered question	11
skipped question	71



55. Should more local job opportunities be provided?

		Response Percent	Response Count
Yes		98.6%	68
No		1.4%	1
answered question			69
skipped question			13


56. Should the site allocated at the new Limes development in Coxhoe for development be:

		Response Percent	Response Count
Retained for commercial use		69.1%	38
Reallocated for additional housing		21.8%	12
Don't Know		9.1%	5
answered question			55
skipped question			27



57. Do you support proposals for Durham Green Industrial Estate between Bowburn and Tursdale

		Response Percent	Response Count
Yes		93.7%	59
No		6.3%	4
If not why not?			6
answered question			63
skipped question			19

58. If yes should there be a requirement for a proportion of jobs to be filled locally?

		Response Percent	Response Count
Yes		100.0%	61
No		0.0%	0
If not why not?			1
answered question			61
skipped question			21

59. Is there a need for opportunities for local people to access training and acquire necessary skills to gain employment?

		Response Percent	Response Count
Yes		95.2%	60
No		4.8%	3
answered question			63
skipped question			19



60. How do you rate the following?

	Good	Adequate	Poor	Rating Average	Response Count
Community Websites	21.7% (10)	50.0% (23)	28.3% (13)	2.07	46
Community Noticeboards	19.7% (12)	47.5% (29)	32.8% (20)	2.13	61
Community Newsletters	34.8% (23)	27.3% (18)	37.9% (25)	2.03	66
answered question					69
skipped question					13



61. How can community information be improved?

	Response Count
	14
answered question	14
skipped question	68



62. Do you regularly receive the Durham Advertiser?

		Response Percent	Response Count
Yes		12.0%	9
No		88.0%	66
answered question			75
skipped question			7

63. If not would you like to receive the Durham Advertiser?

		Response Percent	Response Count
Yes		90.0%	63
No		10.0%	7
If so which street			53
answered question			70
skipped question			12

64. Are you generally satisfied with the appearance of your village?

		Response Percent	Response Count
Yes		70.1%	47
No		29.9%	20
answered question			67
skipped question			15

65. Please suggest any improvements, including where

	Response Count
	19
answered question	19
skipped question	63

66. Please tick whether you have any problems with any of the following? (If so please specify locations below)

	Yes	No	Response Count
Animal fouling	97.9% (46)	2.1% (1)	47
Litter	95.0% (38)	5.0% (2)	40
Grass cutting	87.1% (27)	12.9% (4)	31
Graffiti	66.7% (10)	33.3% (5)	15
Vandalism	88.5% (23)	11.5% (3)	26
Motorbikes	93.0% (40)	7.0% (3)	43
Other (please specify and state location)			17
answered question			65
skipped question			17

67. Is there any need for the following in your village? (please order in priority)

	1	2	3	4	5	6	Rating Average	Response Count
Front Street Regeneration	72.2% (26)	0.0% (0)	0.0% (0)	0.0% (0)	5.6% (2)	22.2% (8)	4.67	36
More public seating	77.4% (24)	12.9% (4)	0.0% (0)	3.2% (1)	0.0% (0)	6.5% (2)	5.45	31
More flowers and shrubs	74.5% (35)	6.4% (3)	12.8% (6)	2.1% (1)	0.0% (0)	4.3% (2)	5.40	47
Improved street cleaning/safety	68.3% (28)	4.9% (2)	4.9% (2)	7.3% (3)	0.0% (0)	14.6% (6)	4.90	41
Improved maintenance/safety of walkways/ bridleways	78.7% (37)	0.0% (0)	6.4% (3)	2.1% (1)	6.4% (3)	6.4% (3)	5.23	47
Improved maintenance/safety of parks	73.3% (33)	4.4% (2)	0.0% (0)	6.7% (3)	2.2% (1)	13.3% (6)	5.00	45
answered question								64
skipped question								18

68. Please specify locations and what needs to be done

	Response Count
	22
answered question	22
skipped question	60

69. Would you support the establishment of a garden of remembrance (A place for bereaved families to commemorate their deceased relatives who have been cremated) in Coxhoe?

		Response Percent	Response Count
Yes		79.4%	50
No		20.6%	13
answered question			63
skipped question			19




70. Do you have any concerns or problems with the tip or recycling facility?

		Response Percent	Response Count
Yes		55.9%	38
No		44.1%	30
If so please specify			39
answered question			68
skipped question			14

71. Do you support proposals for improvements to and retention of Coxhoe Village Green?

		Response Percent	Response Count
Yes		60.0%	33
No		40.0%	22
answered question			55
skipped question			27



72. Are you satisfied with the quality of the design of recent developments in your village?

		Response Percent	Response Count
Yes		48.4%	30
No		17.7%	11
Not Applicable		33.9%	21
answered question			62
skipped question			20




73. If not, please state examples

	Response Count
	12
answered question	12
skipped question	70

74. Are there any specific derelict or poor quality buildings and/ or land within your village which you would like to see improved/redeveloped?

		Response Percent	Response Count
Yes		50.0%	29
No		50.0%	29
If so please specify what should be done?			27
answered question			58
skipped question			24

75. How satisfied are you with your village overall?

		Response Percent	Response Count
Very Satisfied		8.5%	6
Satisfied		66.2%	47
Dissatisfied		25.4%	18
answered question			71
skipped question			11

76. Please specify why?

	Response Count
	19
answered question	19
skipped question	63



77. Please rank in order of preference (1 being your highest priority) to tell us what you consider improvements to your village?

	1	2	3	4	5	6	7	8	9	10
Sport, Leisure & Culture	13.2% (5)	13.2% (5)	0.0% (0)	7.9% (3)	10.5% (4)	15.8% (6)	7.9% (3)	23.7% (9)	0.0% (0)	2.6% (1)
Community Buildings	3.6% (1)	3.6% (1)	17.9% (5)	0.0% (0)	7.1% (2)	10.7% (3)	14.3% (4)	14.3% (4)	7.1% (2)	7.1% (2)
Young Peoples Activities	11.8% (6)	7.8% (4)	13.7% (7)	13.7% (7)	15.7% (8)	7.8% (4)	13.7% (7)	5.9% (3)	0.0% (0)	0.0% (0)
Traffic & Highway Safety	18.9% (10)	17.0% (9)	13.2% (7)	7.5% (4)	11.3% (6)	17.0% (9)	5.7% (3)	3.8% (2)	1.9% (1)	1.9% (1)
Health & Social Care	3.1% (1)	9.4% (3)	12.5% (4)	12.5% (4)	12.5% (4)	15.6% (5)	9.4% (3)	12.5% (4)	0.0% (0)	3.1% (1)
New Housing	7.3% (3)	9.8% (4)	7.3% (3)	14.6% (6)	12.2% (5)	7.3% (3)	9.8% (4)	7.3% (3)	9.8% (4)	4.9% (2)
Public Services	8.3% (4)	6.3% (3)	10.4% (5)	8.3% (4)	10.4% (5)	10.4% (5)	16.7% (8)	12.5% (6)	6.3% (3)	4.2% (2)
Shopping	8.6% (3)	17.1% (6)	8.6% (3)	14.3% (5)	17.1% (6)	2.9% (1)	5.7% (2)	8.6% (3)	2.9% (1)	8.6% (3)
Local Employment Opportunities	9.3% (4)	7.0% (3)	11.6% (5)	16.3% (7)	9.3% (4)	14.0% (6)	4.7% (2)	14.0% (6)	0.0% (0)	0.0% (0)
Environment	4.4% (2)	11.1% (5)	20.0% (9)	6.7% (3)	8.9% (4)	20.0% (9)	13.3% (6)	4.4% (2)	2.2% (1)	2.2% (1)
Communications	0.0% (0)	7.7% (2)	3.8% (1)	11.5% (3)	3.8% (1)	11.5% (3)	7.7% (2)	15.4% (4)	7.7% (2)	3.8% (1)
Allotments	15.0% (6)	25.0% (10)	2.5% (1)	12.5% (5)	7.5% (3)	5.0% (2)	7.5% (3)	7.5% (3)	2.5% (1)	0.0% (0)
Churchyards	35.4% (17)	10.4% (5)	14.6% (7)	4.2% (2)	6.3% (3)	4.2% (2)	8.3% (4)	6.3% (3)	2.1% (1)	4.2% (2)

78. Please state any specific aspects of the above which you feel are priorities in the box below (eg Under 5's play provision, cycle routes etc)

	Response Count
	25
answered question	25
skipped question	57

79. Do you find it easy to travel to/access the services and facilities you require to meet your day to day needs?

		Response Percent	Response Count
Yes		38.1%	24
No		61.9%	39

If not why and how should services/facilities be changed to meet your needs? 25

answered question	63
skipped question	19

80. Please List the 3 things you least like about your village?

	Response Count
	54
answered question	54
skipped question	28

81. Please List the 3 things you most like about your village?

	Response Count
	55
answered question	55
skipped question	27









82. If you have any further comments to make please use the space below

	Response Count
	15
answered question	15
skipped question	67

83. All responses will be collated anonymously. To assist identifying issues relating to your location please provide your postcode

	Response Count
	58
answered question	58
skipped question	24

84. If you have volunteered to help organise something or would like to be contacted to give further information on your responses, get involved with our work or develop any activities in the parish then please supply your contact details below

		Response Percent	Response Count
Name:		68.4%	13
Address 1:		47.4%	9
Address 2:		15.8%	3
City/Town:		36.8%	7
County:		31.6%	6
Postal Code:		52.6%	10
Email Address:		26.3%	5
Phone Number:		31.6%	6
		answered question	19
		skipped question	63